

# 45ème Course des 3 PONTS - BROC 2019

## Coupe LA GRUYERE


Course à pied et walking

Course adaptée

Résultats scratch 10,55 Km

valiant

Cl't	Dos.	Nom et prénom	AN	Ville	Club / Team	CAT	(Cl't)	Temps	Écart
1	1354	PAROZ Loïc	2002	TAVANNES	Special Olympics	CA	(1)	2:14.90	
2	1357	PEREIRA Micael	1992	VILLARS-SUR-GLÂNE	Sport Handicap Fribourg	CA	(2)	2:14.98	0.08
3	820	JENNY Fabio	2012	DÜDINGEN	TSV Dudingén	MPO	(1)	2:30.44	15.54
4	945	MARQUES Leonor	2012		VILLARS-SUR-GLANE	FPO	(1)	2:31.20	16.30
5	1352	GUILLET Thomas	2005	VUADENS	CSHauteville	CA	(3)	2:34.32	19.42
6	904	AEBY Luisa	2012		ST-URSEN	FPO	(2)	2:40.22	25.32
7	1351	BARTOLUCCI Enzo	2000	HAUTEVILLE	CS Hauteville	CA	(4)	2:40.76	25.86
8	1355	HAYOZ Jeremy	1991	BULLE	Sport Handicap du Sud Fribourg	CA	(5)	2:43.38	28.48
9	919	BERNARDO Leon	2012		SA BULLE	MPO	(2)	2:44.18	29.28
10	848	ROULIN Olivia	2012	EPEDES FR	CS Le Mouret	FPO	(3)	2:44.75	29.85
11	1249	PERROUD Jules	2012		BROC	MPO	(3)	2:47.00	32.10
12	879	BAUMBERGER Ben	2013		BROC	MPO	(4)	2:50.33	35.43
13	850	RUFFIEUX Célien	2012	BOTTERENS	Botterens	MPO	(5)	2:52.62	37.72
14	839	PASQUIER Emy	2012		SA Bulle	FPO	(4)	2:53.79	38.89
15	1356	LOPEZ Yvan	1997	BULLE	CS Hauteville	CA	(6)	2:54.30	39.40
16	882	TOMASINI Bastien	2012		BROC	MPO	(6)	2:56.13	41.23
17	910	PROGIN Pauline	2013		GRANGES-PACCOT	FPO	(5)	3:01.13	46.23
18	912	SCHEURER Lea	2012		CLUB SPORTIF NEIRIVUE	FPO	(6)	3:01.23	46.33
19	856	WOHLHAUSER Ethan	2012	ARCONCIEL	Arconciel	MPO	(7)	3:03.58	48.68
20	929	BRISART Colin	2012		BROC	MPO	(8)	3:04.21	49.31
21	805	CHASSOT Luc	2012	VILLARBENEY	CS Hauteville	MPO	(9)	3:04.28	49.38
22	931	HOFHUIS CHARRIERE Kaitz	2012		BROC	FPO	(7)	3:05.92	51.02
23	849	ROULIN Lucien	2013	MARSENS	CS Marsens	MPO	(10)	3:07.45	52.55
24	874	BRODARD Eden	2012		BROC	MPO	(11)	3:07.98	53.08
25	949	GACHET Jeanne	2012		CHARMEY	FPO	(8)	3:09.28	54.38
26	853	SEYDOUX Thomas	2012		SA Bulle	MPO	(12)	3:09.57	54.67
27	930	DERVEY Zoe	2013		LE MONS	FPO	(9)	3:10.23	55.33
28	865	ALVES Eva	2012		BROC	FPO	(10)	3:10.42	55.52
29	814	FEIJOO Alice	2012	BROC	FSG Broc	FPO	(11)	3:10.46	55.56
30	861	DAFFLON Tom	2012		PEDALE BULLOISE	MPO	(13)	3:11.31	56.41
31	859	GREMAUD Thomas	2013		BROC	MPO	(14)	3:11.77	56.87
32	842	PILLER Alexis	2013	MARSENS	Marsens	MPO	(15)	3:12.86	57.96
33	921	BOTH Lia	2013		MARSENS	FPO	(12)	3:12.93	58.03
34	834	NOTTURNO Timéo	2013	LA TOUR-DE-TRÊME	La Tour-de-Trême	MPO	(16)	3:13.98	59.08
35	941	CORPATAUX Eloi	2012		BOTTERENS	MPO	(17)	3:16.39	1:01.49
36	893	MONNEY Owen	2013		LA TOUR-DE-TREME	MPO	(18)	3:18.85	1:03.95
37	878	RION Manon	2013		VUISTERNEN-DT-ROMONT	FPO	(13)	3:18.95	1:04.05
38	894	DUPASQUIER Sam	2012		SORENS	MPO	(19)	3:19.47	1:04.57
39	876	DUFFEY Jonas	2013		LA TOUR-DE-TREME	MPO	(20)	3:20.44	1:05.54
40	927	VORIOU Olivier	2013		BROC	MPO	(21)	3:21.23	1:06.33
41	885	SAVARY Lucie	2012		BROC	FPO	(14)	3:23.84	1:08.94
42	1358	COTTING Aurelie	2000		PROCAP SPORT MARLY	CA	(7)	3:24.22	1:09.32
42	884	SAVARY Emilie	2012		BROC	FPO	(15)	3:24.22	1:09.32
44	816	GENOUD Charly	2012	RIAZ	Riaz	MPO	(22)	3:24.63	1:09.73
45	911	JAQUET Alice	2013		GEO NRJ	FPO	(16)	3:24.73	1:09.83
46	947	PILLER Odile	2013		ESSERT	FPO	(17)	3:25.14	1:10.24
47	917	TERCIER Zoe	2014		RIAZ	FPO	(18)	3:25.96	1:11.06
48	806	CLERC Simon	2014	LA ROCHE FR	La Roche FR	MPO	(23)	3:27.91	1:13.01
49	880	BAUMBERGER Zackary	2014		BROC	MPO	(24)	3:28.64	1:13.74
50	813	DUFFEY Noah	2015	LA TOUR-DE-TRÊME	La Tour-de-Trême	MPO	(25)	3:30.39	1:15.49
51	804	BOURQUI Tom	2012	HENNENS	Hennens	MPO	(26)	3:32.38	1:17.48
52	909	BOURGUET Zoe	2012		GRANGES-PACCOT	FPO	(19)	3:33.26	1:18.36
53	922	BRAISSANT Ilan	2012		LE PAQUIER	MPO	(27)	3:36.61	1:21.71
54	821	JENNY Nils	2015	DÜDINGEN	TSV Dudingén	MPO	(28)	3:37.82	1:22.92



# 45ème Course des 3 PONTs - BROc 2019

## Coupe LA GRUYERE


### Course à pied et walking

#### Course adaptée

#### Résultats scratch 10,55 Km



Clt	Dos.	Nom et prénom	AN	Ville	Club / Team	CAT	(Clt)	Temps	Écart
55	886	BAEHLER Jak	2014		BROC	MPO	(29)	3:38.38	1:23.48
56	890	PIRES Filipe	2014			MPO	(30)	3:39.63	1:24.73
57	905	PACHE Marine	2012		LUSSY	FPO	(20)	3:39.87	1:24.97
58	801	ALLEMANN Tristan	2014	BULLE	Bulle	MPO	(31)	3:39.98	1:25.08
59	946	THEODOLOZ Leonie	2012		TEAM Hérens	FPO	(21)	3:40.06	1:25.16
60	837	PASQUIER Marion	2013	THIERRENS	Thierrens	FPO	(22)	3:40.70	1:25.80
61	870	SUDAN Nell	2013		BELFAUX	FPO	(23)	3:41.79	1:26.89
62	862	ROZE Lucas	2010		TSV SANKT-ANTON	MEC	(1)	3:42.25	1:27.35
63	1239	ROULET Samuel	2010		CS MARSENS	MEC	(2)	3:42.69	1:27.79
64	873	CASTELLA Romain	2015		BROC	MPO	(32)	3:42.95	1:28.05
65	802	BACH Cyril	2012	BROC	Broc	MPO	(33)	3:43.55	1:28.65
66	955	SABORIDO Irene	2013		BROC	FPO	(24)	3:43.81	1:28.91
67	808	DESSIBOURG Maé	2012	VILLARBENEY	CS Hauteville	FPO	(25)	3:43.91	1:29.01
68	851	SCHOUWEY Méliissa	2012	VILLARBENEY	CS Hauteville	FPO	(26)	3:44.69	1:29.79
69	891	BERSET Theo	2014		CAG Farvagny	MPO	(34)	3:45.21	1:30.31
70	838	PASQUIER Lara	2014	PÂQUIER-MONTBARRY	Pâquier-Montbarry	FPO	(27)	3:46.52	1:31.62
71	942	SCHOLLER Noah	2013		LA TOUR-DE-TREME	MPO	(35)	3:52.10	1:37.20
72	1230	PILLER Antonin	2010		CS MARSENS	MEC	(3)	3:52.85	1:37.95
73	826	MACHERET Jolan	2014	EPAGNY	Epagny	MPO	(36)	3:53.35	1:38.45
74	898	ROCHAT Maxime	2013		GRANDVILLARD	MPO	(37)	3:53.38	1:38.48
75	888	DEMOURE Julie	2014		BROC	FPO	(28)	3:54.59	1:39.69
76	809	DIAS Eva	2013	BULLE	Bulle	FPO	(29)	3:55.63	1:40.73
77	855	VUILLAUME Tia	2014	CORSEREY	CA Gibloux	FPO	(30)	3:55.99	1:41.09
78	1224	OBERSON Arthur	2010		SA Bulle	MEC	(4)	3:56.95	1:42.05
79	1244	STURNY Emile	2011		CS Hauteville	MEC	(5)	3:57.72	1:42.82
80	1245	TERCIER Celia	2010		SA Bulle	FEC	(1)	3:59.15	1:44.25
81	924	BRAISSANT Manoe	2014		LE PAQUIER	MPO	(38)	3:59.63	1:44.73
82	901	PITTET Molly	2013		BROC	FPO	(31)	4:00.06	1:45.16
83	1280	DERVEY Theo	2011		PEDALE BULLOISE	MEC	(6)	4:00.16	1:45.26
84	907	REIS Yasmine	2012		GRANGES-PACCOT	FPO	(32)	4:00.28	1:45.38
85	1256	TOMASINI Martin	2010		BROC	MEC	(7)	4:00.31	1:45.41
86	1264	MONNEY Timeo	2011		LA TOUR-DE-TREME	MEC	(8)	4:02.10	1:47.20
87	1243	STURNY Jules	2011		CS Hauteville	MEC	(9)	4:02.87	1:47.97
88	1353	PAROZ Lionel	1998	TAVANNES	Tavannes	CA	(8)	4:03.02	1:48.12
89	840	PERRITAZ Thibaut	2015	BROC	Broc	MPO	(39)	4:03.20	1:48.30
90	818	GREMION Olivia	2014	VILLARBENEY	CS Hauteville	FPO	(33)	4:03.96	1:49.06
91	913	BOURQUI Livia	2013		FSG SALES	FPO	(34)	4:04.08	1:49.18
92	1212	CORPATAUX Loïc	2010	BOTTERENS	Botterens	MEC	(10)	4:04.24	1:49.34
93	889	KUCI Anisa	2012		BROC	FPO	(35)	4:05.56	1:50.66
94	835	PASQUIER Nathan	2015	BROC	Broc	MPO	(40)	4:06.31	1:51.41
95	1237	ROSSIER Matthieu	2011		SA Bulle	MEC	(11)	4:06.61	1:51.71
96	1271	STREIT Noe	2010		CS Hauteville	MEC	(12)	4:07.73	1:52.83
97	1155	BAUMBERGER Amy	2010		BROC	FEC	(2)	4:08.20	1:53.30
98	936	PASQUIER Olivier	2012		LE PAQUIER	MPO	(41)	4:09.15	1:54.25
99	1240	ROULIN Estelle	2010		CS MARSENS	FEC	(3)	4:10.45	1:55.55
100	887	BOLLMANN Marion	2013		EPAGNY	FPO	(36)	4:10.91	1:56.01
101	1227	PERRITAZ Hugo	2011		SA Bulle	MEC	(13)	4:11.07	1:56.17
102	1281	HOFHUIS CHARRIERE Knox	2011		BROC	MEC	(14)	4:12.21	1:57.31
103	824	JUTZET Cédric	2015	CHARMEY	Charmey	MPO	(42)	4:12.35	1:57.45
104	1217	GUEx Jérémie	2010	GRANGES (VEVEYSE)	Granges (Veveyse)	MEC	(15)	4:13.13	1:58.23
105	1210	CLERC Elena	2011	LA ROCHE FR	CS Le Mouret	FEC	(4)	4:13.33	1:58.43
106	831	MICHEL Charly	2014	BROC	Broc	MPO	(43)	4:13.36	1:58.46
107	1246	TERCIER Sasha	2011		SA Bulle	MEC	(16)	4:13.37	1:58.47
108	1279	VORIOT Juilen	2011		BROC	MEC	(17)	4:13.77	1:58.87
109	852	SESTI Luna	2015	VAULRUZ	Vaulruz	FPO	(37)	4:13.88	1:58.98
110	896	WAEBER Iouri	2014		WUNNEWIL	MPO	(44)	4:14.83	1:59.93




# 45ème Course des 3 PONTs - BROc 2019

## Coupe LA GRUYERE Course à pied et walking Course adaptée

### Résultats scratch 10,55 Km



Clt	Dos.	Nom et prénom	AN	Ville	Club / Team	CAT	(Clt)	Temps	Écart
111	841	PIEDNOEL Melinda	2013	BROC	Broc	FPO	(38)	4:14.93	2:00.03
112	952	SUDAN Adrien	2013		ESTAVANNENS	MPO	(45)	4:15.61	2:00.71
113	1247	UNTERNAEHRER Maé	2010	RIAZ	Riaz	MEC	(18)	4:15.80	2:00.90
114	920	SCIBOZ Noam	2012		BROC	MPO	(46)	4:15.91	2:01.01
115	1261	RUFFIEUX Nathan	2010		BOTTERENS	MEC	(19)	4:17.10	2:02.20
116	950	SUDAN Nathan	2014		LA TOUR-DE-TREME	MPO	(47)	4:17.20	2:02.30
117	897	DELADOEY Lucien	2015		RIAZ	MPO	(48)	4:17.34	2:02.44
118	948	PILLER Rosalie	2015		ESSERT	FPO	(39)	4:17.45	2:02.55
119	1211	CLERC Anna	2010		SA Bulle	FEC	(5)	4:17.84	2:02.94
120	926	LANTHMANN Elisa	2014		VILLARS-SOUS-MONT	FPO	(40)	4:18.32	2:03.42
121	1216	GREMAUD Yohan	2010		CS MARSENS	MEC	(20)	4:19.24	2:04.34
122	1269	BUCHS Theo	2011		FC BROc	MEC	(21)	4:19.29	2:04.39
123	825	LEU Anne-Sophie	2014	BOTTERENS	Gym Broc (parents enfants)	FPO	(41)	4:19.45	2:04.55
124	1258	SAVARY Romain	2010		BROC	MEC	(22)	4:19.66	2:04.76
125	940	BUSSARD Noam	2014		BOTTERENS	MPO	(49)	4:19.99	2:05.09
126	1277	SCHEURER Mathier	2010		CLUB SPORTIF NEIRIVUE	MEC	(23)	4:21.55	2:06.65
127	937	BUCHS Norah	2014		BULLE	FPO	(42)	4:22.12	2:07.22
128	935	PASQUIER Ines	2015		LE PAQUIER	FPO	(43)	4:22.96	2:08.06
129	869	STEULET Tim	2014		VILLARS-SUR-GLANE	MPO	(50)	4:23.07	2:08.17
130	1226	OVERNEY Caroline	2010		SA Bulle	FEC	(6)	4:23.38	2:08.48
131	1255	RION Jeremy	2011		CARC KIDS	MEC	(24)	4:24.41	2:09.51
132	1207	BOTH Tim	2010		CS MARSENS	MEC	(25)	4:25.78	2:10.88
133	1263	CARVALHO Lucas	2010		BULLE	MEC	(26)	4:26.01	2:11.11
134	832	MORAND Hugo	2012	VILLARBENEY	CS Hauteville	MPO	(51)	4:26.46	2:11.56
135	1266	DELADOEY Clemence	2011		RIAZ	FEC	(7)	4:27.38	2:12.48
136	943	SCHOLLER Mathias	2015		LA TOUR-DE-TREME	MPO	(52)	4:27.97	2:13.07
137	932	GILREIRA Andrea	2013		BROC	FPO	(44)	4:30.69	2:15.79
138	858	GREMAUD Evan	2015		BROC	MPO	(53)	4:31.38	2:16.48
139	1267	GOUGLER Joshua	2010		BROC	MEC	(27)	4:31.81	2:16.91
140	863	PICCAND Molly	2015		BULLE	FPO	(45)	4:33.05	2:18.15
141	1241	RUFFIEUX Eline	2010	BOTTERENS	Botterens	FEC	(8)	4:33.86	2:18.96
142	953	SUDAN Alois	2014		SKI-CLUB LYS	MPO	(54)	4:34.00	2:19.10
143	1275	PROGIN Felix	2011		GRANGES-PACCOT	MEC	(28)	4:34.53	2:19.63
144	1232	POTT Norah	2010		CS MARSENS	FEC	(9)	4:35.69	2:20.79
145	1270	ANDREY Gregory	2010		BROC	MEC	(29)	4:35.74	2:20.84
146	1205	ARNAUD-MAGONI Malwenn	2011		SA Bulle	FEC	(10)	4:37.43	2:22.53
147	1272	AEBY Alina	2010		ST-URSEN	FEC	(11)	4:37.47	2:22.57
148	1215	FOURADOULAS Gaëlle	2011		SA Bulle	FEC	(12)	4:37.77	2:22.87
149	871	SUDAN Noe	2016		BELFAUX	MPO	(55)	4:38.02	2:23.12
150	854	SPRENGER Nolan	2014	BROC	Broc	MPO	(56)	4:38.24	2:23.34
151	944	KALAJDZINI Lana	2015		LA TOUR-DE-TREME	FPO	(46)	4:38.90	2:24.00
152	1250	DA CUNHA Matheo	2010		BROC	MEC	(30)	4:39.03	2:24.13
153	1251	DA CUNHA Lucas	2010		BROC	MEC	(31)	4:39.07	2:24.17
154	900	ANDREY Clara	2012		FSG Broc	FPO	(47)	4:39.08	2:24.18
155	918	BOSSEL Nola Alexandre	2013		ENNEY	MPO	(57)	4:39.34	2:24.44
156	1231	PORCHET Victor	2010		SA Bulle	MEC	(32)	4:40.02	2:25.12
157	864	DOS SANTOS Ruben	2013		NEIRIVUE	MPO	(58)	4:41.09	2:26.19
158	883	RABOUD Tim	2014		SKI CLUB GRANDVILLARD	MPO	(59)	4:41.80	2:26.90
159	1201	ALMEIDA Emilie	2011	VUADENS	Vuadens	FEC	(13)	4:42.43	2:27.53
160	1236	ROMANENS Eva	2011	VUADENS	Vuadens	FEC	(14)	4:42.70	2:27.80
161	1257	KAUFMANN Nathan	2011		SA BULLE	MEC	(33)	4:42.86	2:27.96
162	846	RHEME Adrien	2014	POSIEUX	Posieux	MPO	(60)	4:42.89	2:27.99
163	1203	ANDREY Antoine	2011		CS Hauteville	MEC	(34)	4:44.07	2:29.17
164	1276	JAQUET Marie	2011		GEO NRJ	FEC	(15)	4:44.29	2:29.39
165	872	BARRAS Kylian	2012		BROC	MPO	(61)	4:44.41	2:29.51
166	892	MONNEY Chloe	2015		LA TOUR-DE-TREME	FPO	(48)	4:45.69	2:30.79



# 45ème Course des 3 PONTS - BROC 2019

## Coupe LA GRUYERE


Course à pied et walking

Course adaptée

Résultats scratch 10,55 Km

Clt	Dos.	Nom et prénom	AN	Ville	Club / Team	CAT	(Clt)	Temps	Écart
167	1225	OBERSON Elodie	2011		SA Bulle	FEC	(16)	4:46.39	2:31.49
168	895	BERTSCHY Elena	2014		UEBERStorf	FPO	(49)	4:46.63	2:31.73
169	868	BOSSON Alix	2014		La Tour-de-Trême	FPO	(50)	4:48.22	2:33.32
170	1209	CHASSOT Teo	2010		CS Hauteville	MEC	(35)	4:48.59	2:33.69
171	957	BOSSON Elya	2013		ECUVILLENS	FPO	(51)	4:48.67	2:33.77
172	956	BOSSON Juliette	2014		LA TOUR-DE-TREME	FPO	(52)	4:48.73	2:33.83
173	1228	PETITJEAN Emilie	2011		SA Bulle	FEC	(17)	4:49.20	2:34.30
174	903	NIQUILLE Lana	2015		LA ROCHE FR	FPO	(53)	4:51.56	2:36.66
175	933	CARDINAUX Lucie	2014		CS VALLEE DU FLON	FPO	(54)	4:52.42	2:37.52
176	1222	NIQUILLE Mia	2010		CS Hauteville	FEC	(18)	4:52.64	2:37.74
177	934	CARDINAUX Tess	2015		CS VALLEE DU FLON	FPO	(55)	4:53.27	2:38.37
178	1278	MEUWLY Yuri	2011		MOLESON-SUR-GRUYERES	MEC	(36)	4:53.46	2:38.56
179	915	PINGET Lucie	2013		BULLE	FPO	(56)	4:53.94	2:39.04
180	812	DOUSSE Léna	2013	CHÂTEL-MONTSALVENS	Châtel-Montsalvens	FPO	(57)	4:54.18	2:39.28
181	1274	BOURGUET Theo	2010		GRANGES-PACCOT	MEC	(37)	4:55.02	2:40.12
182	1233	REIS Esmael	2011	GRANGES-PACCOT	Granges-Paccot	MEC	(38)	4:55.15	2:40.25
183	807	CORPATAUX Mathilde	2012	BOTTERENS	Botterens	FPO	(58)	4:56.61	2:41.71
184	1221	MURITH Anae	2010		SA Bulle	FEC	(19)	4:57.74	2:42.84
185	1206	BAERISWYL Lilou	2011		SA Bulle	FEC	(20)	4:58.22	2:43.32
186	1214	DUFFEY Léa	2011	LA TOUR-DE-TRÊME	La Tour-de-Trême	FEC	(21)	4:58.64	2:43.74
187	1218	GURDIAN Matthew	2011	BROC	Broc	MEC	(39)	4:58.68	2:43.78
188	1259	KUCI Lea	2011		BROC	FEC	(22)	4:59.57	2:44.67
189	1242	SPRENGER Elio	2010	BROC	Broc	MEC	(40)	5:00.51	2:45.61
190	1220	MICHEL Evy	2011	BROC	Broc	FEC	(23)	5:00.77	2:45.87
191	1273	COLLIARD Alma	2010		BROC	FEC	(24)	5:01.13	2:46.23
192	1213	DONNAT Meline	2010	LA TOUR-DE-TRÊME	La Tour-de-Trême	FEC	(25)	5:02.61	2:47.71
193	1223	NOTTURNO Chiara	2010	LA TOUR-DE-TRÊME	La Tour-de-Trême	FEC	(26)	5:02.66	2:47.76
194	1254	MAURON Alexis	2011		VAULRUZ	MEC	(41)	5:03.18	2:48.28
195	1252	OLLING Sven	2010		RIAZ	MEC	(42)	5:09.91	2:55.01
196	928	DESSIBOURG Juliette	2015		CS HAUTEVILLE	FPO	(59)	5:13.23	2:58.33
197	811	DOUSSE Ethan	2015	CHÂTEL-MONTSALVENS	Châtel-Montsalvens	MPO	(62)	5:13.47	2:58.57
198	833	NICOLET Charlize	2015	CHEIRY	Cheiry	FPO	(60)	5:14.95	3:00.05
199	847	ROPRAZ Leyxie	2016	AVRY-DEVANT-PONT	Avry-devant-Pont	FPO	(61)	5:21.09	3:06.19
200	836	PASQUIER Romain	2015	THIERRENS	Thierrens	MPO	(63)	5:24.29	3:09.39
201	1268	JOFFET Gabryel	2011		REIGNIER, FRANCE	MEC	(43)	5:24.39	3:09.49
202	823	JOYE Emilie	2016	BROC	Broc	FPO	(62)	5:25.27	3:10.37
203	1253	STEULET Sarah	2011		CAF	FEC	(27)	5:25.95	3:11.05
204	916	PINGET Simon	2015		BROC	MPO	(64)	5:26.05	3:11.15
205	1234	RHEME Prisca	2011	POSIEUX	Posieux	FEC	(28)	5:26.34	3:11.44
206	877	MAURON Julie	2014		FSG SALES	FPO	(63)	5:27.24	3:12.34
207	815	GENOUD Cloé	2015	RIAZ	Riaz	FPO	(64)	5:28.98	3:14.08
208	1262	CONSTANTINO Catia	2011		BROC	FEC	(29)	5:29.48	3:14.58
209	1235	RIZZO Alessandra	2011		SA Bulle	FEC	(30)	5:29.72	3:14.82
210	817	GOBET Felicien	2015	SÂLES (GRUYÈRE)	FSG Sâles	MPO	(65)	5:31.20	3:16.30
211	1260	BAECHLER Eliott	2011		BROC	MEC	(44)	5:31.40	3:16.50
212	899	PIAZZA Leni	2015		RIAZ	MPO	(66)	5:35.89	3:20.99
213	1202	ANDREY Camille	2010		CS Hauteville	FEC	(31)	5:40.96	3:26.06
214	822	JOYE Alissa	2013	BROC	Broc	FPO	(65)	5:46.48	3:31.58
215	1208	BOURQUI Melie	2011		SA Bulle	FEC	(32)	5:46.92	3:32.02
216	902	PITTET Mylene	2015		BROC	FPO	(66)	5:47.42	3:32.52
217	1204	ANDREY Emma	2011	LA TOUR-DE-TRÊME	La Tour-de-Trême	FEC	(33)	5:49.03	3:34.13
218	1265	CLERC Alexandra	2011		GYM BROC	FEC	(34)	5:57.30	3:42.40
219	857	WOHLHAUSER Eloan	2014	ARCONCIEL	Arconciel	MPO	(67)	6:04.94	3:50.04
220	845	REMY Noeline	2016	BROC	CS Vallée du Flon	FPO	(67)	6:06.93	3:52.03
221	906	REIS Evanco	2016		GRANGES-PACCOT	MPO	(68)	6:08.30	3:53.40
222	908	BOURGUET Nathan	2016		GRANGES-PACCOT	MPO	(69)	6:09.63	3:54.73






# 45ème Course des 3 PONTs - BROc 2019

## Coupe LA GRUYERE Course à pied et walking Course adaptée Résultats scratch 10,55 Km



Clt	Dos.	Nom et prénom	AN	Ville	Club / Team	CAT	(Clt)	Temps	Écart
223	925	FORTE Quentin	2016		FSG BROc	MPO	(70)	6:34.03	4:19.13
224	951	SUDAN Elisa	2016		ESTAVANNENS	FPO	(68)	6:41.44	4:26.54
225	867	BOSSON Cle	2016		la tour-de-Trême	FPO	(69)	6:43.57	4:28.67
226	866	BLANC Marylou	2015		RIAZ	FPO	(70)	6:47.19	4:32.29
227	914	FRANCIOLI Erza	2016		RIAZ	FPO	(71)	6:53.33	4:38.43
228	819	HAGER Camille	2016	BOTTERENS	Botterens	FPO	(72)	6:56.25	4:41.35
229	1083	HUNZIKER Arnaud	2006	VUADENS	Vuadens	MEA	(1)	7:00.48	4:45.58
230	1142	MATTENBERGER Romain	2009		RUNNING TEAM PRILLY	MEB	(1)	7:00.62	4:45.72
231	860	MURITH Antoine	2017		PRINGY	MPO	(71)	7:09.70	4:54.80
232	1141	PEREZ Danae	2006		RUNNING TEAM PRILLY	FEA	(1)	7:18.61	5:03.71
233	827	MACHERET Rebecca	2016	EPAGNY	Epagny	FPO	(73)	7:25.99	5:11.09
234	1133	MURITH Elyne	2006		CSMarsens	FEA	(2)	7:26.13	5:11.23
235	803	BIENATI Morgane	2016	BROc	Broc	FPO	(74)	7:26.68	5:11.78
236	1143	MATTENBERGER Noemie	2006		RUNNING TEAM PRILLY	FEA	(3)	7:27.31	5:12.41
237	1082	HENCHOZ Remy	2007		SA Bulle	MEA	(2)	7:28.14	5:13.24
238	1068	CARVALHO Cristiano	2007	PENSIER	CA Fribourg	MEA	(3)	7:29.04	5:14.14
239	1079	GUEx Nathanaël	2008	GRANGES (VEVEYSE)	Granges (Veveyse)	MEB	(2)	7:35.23	5:20.33
240	1073	CURRAT Elise	2006	LE MOURET	cloros team	FEA	(4)	7:36.42	5:21.52
241	1127	UNTERNÄHRER Leo	2008		CS MARSENS	MEB	(3)	7:39.07	5:24.17
242	1094	MATTHEY Leo	2006		SA Bulle	MEA	(4)	7:45.45	5:30.55
243	1095	MONTEL-CAMBOU Jérémie	2006	PLAFFEIEN	FC Plaffeien	MEA	(5)	7:46.85	5:31.95
244	1108	PROGIN Jules	2007		SA Bulle	MEA	(6)	7:49.57	5:34.67
245	1118	ROUVENAZ Guillaume	2007		SA Bulle	MEA	(7)	7:50.68	5:35.78
246	1116	ROSSIER Julien	2008		SA Bulle	MEB	(4)	7:53.74	5:38.84
247	1139	DEMIERRE Nicolas	2007		CERNIAT FR	MEA	(8)	7:57.96	5:43.06
248	1072	CURRAT Mathilde	2009	LE MOURET	cloros team	FEB	(1)	7:59.43	5:44.53
249	875	DUFFEY Lydia	2017		LA TOUR-DE-TREME	FPO	(75)	8:04.45	5:49.55
250	1137	DAFFLON Nathan	2007		PEDALE BULLOISE	MEA	(9)	8:04.75	5:49.85
251	1103	OBERSON Theo	2007		CS MARSENS	MEA	(10)	8:05.19	5:50.29
252	1134	FUHRER Benjamin	2008		BROc	MEB	(5)	8:08.79	5:53.89
253	1129	VONARB Jules	2008		SA Bulle	MEB	(6)	8:10.97	5:56.07
254	1112	RISSE Simon	2008		SA Bulle	MEB	(7)	8:11.11	5:56.21
255	1128	VIAL Clemence	2007		CS MARSENS	FEA	(5)	8:12.81	5:57.91
256	1061	ANDREY Yonah	2007	GROLLEY	Grolley	MEA	(11)	8:13.36	5:58.46
257	1087	JENNY Laura	2009	DÜDINGEN	TSV Dudingén	FEB	(2)	8:14.38	5:59.48
258	1096	MONTEL-CAMBOU Amélie	2008	PLAFFEIEN	LA Plaffeien	FEB	(3)	8:16.61	6:01.71
259	1104	OLLING Elin	2008		CS MARSENS	FEB	(4)	8:17.34	6:02.44
260	1070	CLERC Achille	2008		SA Bulle	MEB	(8)	8:17.66	6:02.76
261	1115	ROMANENS Lynda	2007		CS MARSENS	FEA	(6)	8:18.22	6:03.32
262	1140	OBERSON Arthur	2008		BULLE	MEB	(9)	8:18.34	6:03.44
263	1120	SAVARY Lomee	2006		SA Bulle	FEA	(7)	8:19.10	6:04.20
264	1078	GREMION Romain	2009		SA Bulle	MEB	(10)	8:25.58	6:10.68
265	1123	STUDER Méline	2007	MONTAGNY-LA-VILLE	Montagny-la-Ville	FEA	(8)	8:26.95	6:12.05
266	923	BRAISSANTQ Zoelie	2016		LE PAQUIER	FPO	(76)	8:27.76	6:12.86
267	1102	OBERSON Audrey	2007		CS MARSENS	FEA	(9)	8:29.92	6:15.02
268	1099	MURITH Sohane	2009		CS MARSENS	FEB	(5)	8:32.56	6:17.66
269	1124	STUDER Ella	2009	MONTAGNY-LA-VILLE	Montagny-la-Ville	FEB	(6)	8:33.64	6:18.74
270	1100	MURITH Cyprien	2009		SA Bulle	MEB	(11)	8:34.45	6:19.55
271	1071	CLERC Gabriel	2006		SA Bulle	MEA	(12)	8:34.82	6:19.92
272	1113	RIZZO Francesca	2007		SA Bulle	FEA	(10)	8:34.85	6:19.95
273	1147	HANSELMANN Theo	2008		BROc	MEB	(12)	8:35.23	6:20.33
274	1122	SESSA Jonas	2009		SA Bulle	MEB	(13)	8:38.30	6:23.40
275	1138	CASTELLA Ethan	2008		MORLON	MEB	(14)	8:38.35	6:23.45
276	1145	TURBERG Baptiste	2007		MARSENS	MEA	(13)	8:40.45	6:25.55
277	1111	RICHOZ Jules	2009		CS Hauteville	MEB	(15)	8:40.92	6:26.02
278	1136	PULL ROSE FEELTHE	2006			FEA	(11)	8:42.32	6:27.42



# 45ème Course des 3 PONTs - BROc 2019

## Coupe LA GRUYERE


### Course à pied et walking

#### Course adaptée

#### Résultats scratch 10,55 Km



Clt	Dos.	Nom et prénom	AN	Ville	Club / Team	CAT	(Clt)	Temps	Écart
279	1130	WICHT Malia	2009		SA Bulle	FEB	(7)	8:43.07	6:28.17
280	1092	MARRO Celeste	2007		CS MARSENS	FEA	(12)	8:43.64	6:28.74
281	1075	DEFFERARD Cyril	2006		SA Bulle	MEA	(14)	8:53.87	6:38.97
282	1081	GUILLET Rose	2008		CS MARSENS	FEB	(8)	8:54.20	6:39.30
283	1135	PERRITAZ Thomas	2008		SKI CLUB BROc	MEB	(16)	8:56.05	6:41.15
284	954	DROUX Lucie	2016		CS VALLEE DU FLON	FPO	(77)	8:58.28	6:43.38
285	1107	PILLER Hugo	2008	MARSENS	FC Gumefens-Sorens	MEB	(17)	8:58.72	6:43.82
286	1089	KERN Alicia	2006	VAULRUZ	AthlécticaVeveyse	FEA	(13)	9:01.18	6:46.28
287	1074	DE SEGUIN Joël	2009		SA Bulle	MEB	(18)	9:06.22	6:51.32
288	1080	GUILLET Agnes	2006		CS MARSENS	FEA	(14)	9:07.80	6:52.90
289	1121	SCHOUWEY Ryan	2006	HAUTEVILLE	CS Hauteville	MEA	(15)	9:08.17	6:53.27
290	1114	ROMANENS Elise	2006		CS MARSENS	FEA	(15)	9:08.27	6:53.37
291	1086	JELK Emilien	2009		CS MARSENS	MEB	(19)	9:13.12	6:58.22
292	1076	IORE Chiara Inès	2009		CS Hauteville	FEB	(9)	9:13.27	6:58.37
293	1109	RABOUD Anaïs	2008	BROc	Broc	FEB	(10)	9:14.28	6:59.38
294	1119	SAVARY Julie	2007		CS MARSENS	FEA	(16)	9:16.08	7:01.18
295	1067	CARVALHO Lana	2009		CS MARSENS	FEB	(11)	9:16.22	7:01.32
296	1149	CUDRE-MAUROUX Elodie	2008		CS LE MOURET	FEB	(12)	9:16.86	7:01.96
297	1144	TURBERG Jonas	2009		MARSENS	MEB	(20)	9:17.19	7:02.29
298	1085	JAQUET Clémence	2006	ESTAVANNENS	Neirivue	FEA	(17)	9:18.65	7:03.75
299	844	PITTET Léo	2017	FRIBOURG	Fribourg	MPO	(72)	9:19.59	7:04.69
300	1156	PIRES Guilherme	2009		BROc	MEB	(21)	9:24.37	7:09.47
301	1150	RICHOZ Charlyn	2006		VUISTERNEN-DT-ROMONT	FEA	(18)	9:24.87	7:09.97
302	1151	DEILLON Angele	2008		LA JOUX	FEB	(13)	9:25.05	7:10.15
303	1132	ZBINDEN Chiara	2009		SA Bulle	FEB	(14)	9:27.94	7:13.04
304	1091	MAGNIN Elodie	2006	CORBIÈRES	CS Hauteville	FEA	(19)	9:28.80	7:13.90
305	939	BUCHS Hila	2017		BROc	FPO	(78)	9:29.83	7:14.93
306	1084	IRRAUSCH Manon	2008		SA Bulle	FEB	(15)	9:36.68	7:21.78
307	1065	BULLIARD Thomas	2009		CS Hauteville	MEB	(22)	9:37.63	7:22.73
308	1098	MORET Clémentine	2008	ECHARLENS	Echarlens	FEB	(16)	9:39.85	7:24.95
309	1105	OVERNEY Zoe	2007		SA Bulle	FEA	(20)	9:41.29	7:26.39
310	1101	NIDEGGER Lucie	2009		SA Bulle	FEB	(17)	9:43.49	7:28.59
311	1077	GALLI Sara	2007	CORBIÈRES	CS Hauteville	FEA	(21)	9:47.44	7:32.54
312	1024	MURISSET Jeremy	2003		CRO SKI ALPINISTE	MCA	(1)	9:50.12	7:35.22
313	1097	MORAND Anaïs	2009		CS Hauteville	FEB	(18)	9:53.65	7:38.75
314	1069	CHAMMARTIN Yaëlle	2009		CS Hauteville	FEB	(19)	9:54.46	7:39.56
315	1090	LISBOA CAETANO Ieva	2007		SA Bulle	FEA	(22)	9:57.97	7:43.07
316	1093	MARRO Josephine	2009		CS MARSENS	FEB	(20)	10:01.13	7:46.23
317	1004	BULLIARD Thibault	2002	HAUTEVILLE	CS Hauteville	MCA	(2)	10:04.80	7:49.90
318	1110	RICHOZ Aloïs	2009	HAUTEVILLE	-	MEB	(23)	10:04.99	7:50.09
319	1023	VUADENS Killian	2004	FEY	Running Team Prilly	MCB	(1)	10:06.80	7:51.90
320	1153	CASTELLA Camille	2009		BROc	FEB	(21)	10:06.84	7:51.94
321	1126	THEYTAZ Louise	2009	AYER	Ayer	FEB	(22)	10:09.50	7:54.60
322	1063	BARMAZ Joey	2009	AYER	Ayer	FEB	(23)	10:10.16	7:55.26
323	1125	TARRÈS Elise	2009		SA Bulle	FEB	(24)	10:11.92	7:57.02
324	1066	CAILLE Alex	2008		SA Bulle	MEB	(24)	10:12.67	7:57.77
325	1154	BRODARD Matteo	2009		BROc	MEB	(25)	10:13.39	7:58.49
326	1152	DEILLON Jeanne	2006		FSG SALES	FEA	(23)	10:20.29	8:05.39
327	1030	PHARISA Mathieu	2005		CS NEIRIVUE	MCB	(2)	10:20.73	8:05.83
328	1148	JUNGO Zoe	2008		CAF	FEB	(25)	10:31.64	8:16.74
329	1088	JOYE Marine	2007	VILLARSIVIRIAUX	CARC Romont	FEA	(24)	10:37.99	8:23.09
330	1146	NORDMAN Laura	2009		CS Hauteville	FEB	(26)	10:40.35	8:25.45
331	1013	MAEDER Léo	2005	VILLARS-TIERCELIN	Running Team Prilly	MCB	(3)	10:43.28	8:28.38
332	810	DIAS Sacha	2017	BULLE	Bulle	MPO	(73)	10:43.82	8:28.92
333	1021	SUDAN Simon	2005		SA Bulle	MCB	(4)	10:47.46	8:32.56
334	1015	PANCHAUD Manon	2005	MARSENS	CS Hauteville	FCB	(1)	10:57.14	8:42.24



# 45ème Course des 3 PONTs - BROc 2019

## Coupe LA GRUYERE


### Course à pied et walking

#### Course adaptée

#### Résultats scratch 10,55 Km



Clt	Dos.	Nom et prénom	AN	Ville	Club / Team	CAT	(Clt)	Temps	Écart
335	1012	KOLLY Thomas	2003	HAUTEVILLE	CS Hauteville	MCA	(3)	10:57.93	8:43.03
336	1010	FEYER Joël	2005	PLAFFEIEEN	LA Plaffeien	MCB	(5)	11:06.84	8:51.94
337	1008	CURRAT Marie	2004	LE MOURET	cloros team	FCB	(2)	11:08.68	8:53.78
338	1016	PASQUIER Nicolas	2005	BROC	Broc	MCB	(6)	11:16.65	9:01.75
339	1025	DEFFERRARD Johan	2004		PEDALE BULLOISE	MCB	(7)	11:23.00	9:08.10
340	1017	PASQUIER Colin	2002	ECHARLENS	Echarlens	MCA	(4)	11:28.85	9:13.95
341	1018	SAVARY Léo	2002	MARSENS	CS Marsens	MCA	(5)	11:29.09	9:14.19
342	1011	GENOUD Camille	2005	MARSENS	CS Marsens	FCB	(3)	11:33.62	9:18.72
343	1020	SCHORNOZ Salomé	2005	SORENS	CS Marsens	FCB	(4)	11:37.85	9:22.95
344	1009	CURRAT Sarah	2003	LE MOURET	cloros team	FCA	(1)	11:41.98	9:27.08
345	1003	BERCHIER Mathilde	2003	HAUTEVILLE	CS Hauteville	FCA	(2)	11:44.44	9:29.54
346	1029	YERLY Elisa	2003		SALES	FCA	(3)	12:04.86	9:49.96
347	1032	SUDAN Esteban	2005		BROC	MCB	(8)	12:08.86	9:53.96
348	1031	DEMIERRE Arnaud	2005		CERNIAT FR	MCB	(9)	12:08.92	9:54.02
349	1006	CATTIN Charline	2002		SA Bulle	FCA	(4)	12:13.23	9:58.33
350	1001	ANSERMOT Theo	2003		SA Bulle	MCA	(6)	12:31.94	10:17.04
351	1027	PERRITAZ Jeanne	2005		SC IM FANG	FCB	(5)	12:47.04	10:32.14
352	1007	CRAUSAZ Dunia	2003	MARSENS	CS Hauteville	FCA	(5)	13:00.66	10:45.76
353	1022	TERCIER Jérémie	2005	BROC	Pédale Bulloise	MCB	(10)	13:05.19	10:50.29
354	1014	MICOULET Lucie	2002	MORLON	Morlon	FCA	(6)	13:05.41	10:50.51
355	1005	BULLIARD Mathias	2005	HAUTEVILLE	CS Hauteville	MCB	(11)	13:05.50	10:50.60
356	1028	BARRAS Anais	2003		SA Bulle	FCA	(7)	13:44.13	11:29.23
357	1019	SAVARY Elodie	2004	MARSENS	CS Marsens	FCB	(6)	13:54.93	11:40.03
358	1026	MARRO Isaline	2005		CS Marsens	FCB	(7)	14:23.74	12:08.84
359	1033	RISSE Manon	2005		BOTTERENS	FCB	(8)	14:54.36	12:39.46
360	1002	BARTOLUCCI Marica	2005	HAUTEVILLE	CS Hauteville	FCB	(9)	14:56.30	12:41.40
361	133	HUNT Jeremy	1992		Team Salomon Suisse	M20	(1)	33:25.68	31:10.78
362	260	SCHOUWEY Jérémy	1991	VILLARS-SOUS-MONT	CS Hauteville / D-Team Scott	M20	(2)	34:31.93	32:17.03
363	415	KIDAY Abdou	1985		CA AMIBILLY	M20	(3)	35:01.46	32:46.56
364	113	GIRARD Damien	1992	LIEFFRENS	CARC Romont/Triologie Sport	M20	(4)	36:16.76	34:01.86
365	57	CARVALHO Sergio	1977	PENSIER	Free-bourg Runners	M40	(1)	36:35.65	34:20.75
366	139	JENNY Adrian	1979	DÜDINGEN	Team MAHU	M40	(2)	37:01.88	34:46.98
367	120	GRIVEL Robin	1996	AVRY-DEVANT-PONT	CS Hauteville	M20	(5)	37:21.98	35:07.08
368	28	BERSET Pascal	1985	FARVAGNY	CAG Farvagny	M20	(6)	37:28.85	35:13.95
369	14	BAILLY Steve	1982	ESCHERT	Boldair sport	M20	(7)	37:39.99	35:25.09
370	53	CARDINAUX Pierre-Yves	1986	BOULOZ	CS Vallée du Flon	M20	(8)	38:08.56	35:53.66
371	43	BRODARD Maxime	1995	CHARMEY	Salomon	M20	(9)	38:18.21	36:03.31
372	185	MORET Kevin	1989	BROC	Broc	M20	(10)	38:18.91	36:04.01
373	234	ROTZETTER Marc	2000	RECHTHALTEN	Athletic Team Rechthalten	M19	(1)	38:36.62	36:21.72
374	70	CHAUDOYE Fabien	1983	RIAZ	B3 Bulle Triathlon	M20	(11)	38:50.44	36:35.54
375	224	REPOND Ambroise	2001	MARSENS	Cs Marsens	M19	(2)	38:56.03	36:41.13
376	1	ADGOT Mulue	1991	ROMONT FR	Carc Romont	M20	(12)	39:08.25	36:53.35
377	339	PINELA Mario	1969		FRIBOURG	M50	(1)	39:15.87	37:00.97
378	301	PERRITAZ Pierre	1972		SC IM FANG	M40	(3)	39:22.81	37:07.91
379	151	KONRAD Niklas	1999	BULLE	SA Bulle	M20	(13)	39:48.23	37:33.33
380	377	MAURON Vincent	1984		CARC ROMONT	M20	(14)	39:55.21	37:40.31
381	6	ALMEIDA Carlos	1979	VUADENS	Vuadens	M40	(4)	40:12.13	37:57.23
382	236	ROUBATY Quentin	1997	EPEDES FR	CS Le Mouret	M20	(15)	40:15.14	38:00.24
383	409	MINNIG Hugo	1993		CS HAUTEVILLE	M20	(16)	40:20.90	38:06.00
384	172	MONNEY Sylvain	1999	CORPATAUX-MAGNEDENS	Corpataux-Magnedens	M20	(17)	40:23.93	38:09.03
385	88	DROUX Daniel	1979	BERLENS	CS Vallée du Flon	M40	(5)	40:38.22	38:23.32
386	93	FASEL Marco	1993	UEBERSTORF	Ueberstorf	M20	(18)	40:42.23	38:27.33
387	386	PERRISSET Claude	1981		CA BROYARD	M20	(19)	40:45.17	38:30.27
388	39	BOUZON Daniel	1972	LOVENS	Team Bouzon / Elemenz	M40	(6)	41:00.75	38:45.85
389	182	MORARD Quentin	2001	MARSENS	CS Marsens	M19	(3)	41:02.78	38:47.88
390	140	JENNY Inge	1978	DÜDINGEN	TSV Düdingen	F40	(1)	41:06.79	38:51.89



# 45ème Course des 3 PONTS - BROC 2019

## Coupe LA GRUYERE


### Course à pied et walking

#### Course adaptée

#### Résultats scratch 10,55 Km

Clt	Dos.	Nom et prénom	AN	Ville	Club / Team	CAT	(Clt)	Temps	Écart
391	212	PICCAND Cédric	1975	CORPATAUX-MAGNEDENS	CAG Farvagny	M40	(7)	41:11.93	38:57.03
392	430	WYSS Reto	1986		USS	M20	(20)	41:15.00	39:00.10
393	351	SENGSTAG Jerome	1992		INTERSPORT TOSALLI	M20	(21)	41:22.04	39:07.14
394	367	VONLANTHEN Daniel	1972		CAG Farvagny	M40	(8)	41:26.87	39:11.97
395	293	ZAHNO Regula	1971	RECHTHALTEN	Team MAHU	F40	(2)	41:31.08	39:16.18
396	418	CHARRIERE Gael	1982		LAUSANNE	M20	(22)	41:40.20	39:25.30
397	362	KOLLY Gerald	1982		ACPM	M20	(23)	41:44.03	39:29.13
398	413	PASQUIER Christophe	1980		CS MARSENS	M20	(24)	41:44.87	39:29.97
399	89	DUCREST Adrien	1999		FRIBOURG	M20	(25)	41:51.36	39:36.46
400	411	PITTET Vanessa	1990		CARC ROMONT	F20	(1)	41:52.36	39:37.46
401	200	PACHE Jean-Claude	1965	LUSSY FR	Team Castella sport	M50	(2)	41:52.75	39:37.85
402	166	MERCIER Yoann	1990	VUADENS	cs le Paquier /Dupasquier Race	M20	(26)	41:56.48	39:41.58
403	71	CHOLLET Maya	1987	GENÈVE	Stade Genève Mizuno Team	F20	(2)	42:05.83	39:50.93
404	179	MORAND Benoît	1978	BROC	UGLOW ACPM	M40	(9)	42:09.59	39:54.69
405	210	PHILIPONA Tristan	1998	RECHTHALTEN	Athletic Team Rechthalten	M20	(27)	42:11.51	39:56.61
406	420	GRANDJEAN Johann	2001		CS MARSENS	M19	(4)	42:13.77	39:58.87
407	111	GINDRAT Isabell	1989	FRIBOURG	LAT Sense/ Trilogie Sport	F20	(3)	42:15.86	40:00.96
408	457	MONTEIRO Filipe	1974		LAT SENSE	M40	(10)	42:16.35	40:01.45
409	393	SUDAN Herve	1989		TEAM LYS'ALP	M20	(28)	42:26.65	40:11.75
410	440	PILLOUD Olivier	1978		SA BULLE	M40	(11)	42:36.91	40:22.01
411	466	YERLY Simon	1988		LA DZA RUNING CLUB	M20	(29)	42:38.14	40:23.24
412	76	COLLIARD Laura	1988	RIAZ	ADN Coaching	F20	(4)	42:41.40	40:26.50
413	281	TORNARE Germain	1993	BULLE	Bulle	M20	(30)	42:44.57	40:29.67
414	195	NOTTURNO Pietro	1985	LA TOUR-DE-TRÈME	Bultech	M20	(31)	42:57.50	40:42.60
415	214	POCHON Frédéric	1973	AVRY-DEVANT-PONT	CS Hauteville	M40	(12)	42:59.98	40:45.08
416	400	BORDET Remy	1983		EVIAN FRANCE	M20	(32)	43:01.42	40:46.52
417	128	HAYOZ Julien	1986	LA CORBAZ	Team Tesag-Uvex	M20	(33)	43:03.54	40:48.64
418	365	OBERSON Robin	1998		LE PAQUIER	M20	(34)	43:11.83	40:56.93
419	78	CURRAT Nicolas	2001	LE MOURET	cloros team	M19	(5)	43:17.42	41:02.52
420	333	SCHUWEY Mylene	1995		SA BULLE	F20	(5)	43:23.04	41:08.14
421	263	SEYDOUX Laurent	1985	SÂLES (GRUYÈRE)	FSG Sâles	M20	(35)	43:28.24	41:13.34
422	117	GRANDJEAN Jérémy	1991	GIVISIEZ	Givisiez	M20	(36)	43:34.01	41:19.11
423	68	CHASSOT Frédéric	1989	BROC	Broc	M20	(37)	43:40.74	41:25.84
424	37	BOURQUI Benoît	1974	HENNENS	CARC Romont	M40	(13)	43:44.48	41:29.58
425	276	TERREAUX Bernard	1952	VUISTERNENS-OGOZ	CAG Farvagny	M60	(1)	43:46.50	41:31.60
426	218	PROBST David	1997	MURTEN	AC Murten	M20	(38)	43:54.77	41:39.87
427	318	WAGEMESTER Inga	1980		LAT SENSE	F20	(6)	43:57.70	41:42.80
428	173	MONNEY Stephanie	1970	CORPATAUX-MAGNEDENS	CAG Farvagny	F40	(3)	44:10.74	41:55.84
429	105	GEBREHANIS Bahlibi	1994	ROMONT FR	Carc Romont	M20	(39)	44:21.00	42:06.10
430	288	WEBER Daniel	1964	BROC	CS Neirivue	M50	(3)	44:23.32	42:08.42
431	300	CATTIN Guillaume	2001		PEDALE BULLOISE	M19	(6)	44:27.23	42:12.33
432	373	REPOND Brice	1992		SA BULLE	M20	(40)	44:34.24	42:19.34
433	348	COTTET Bernard	1965		LA ROCHE FR	M50	(4)	44:37.83	42:22.93
434	302	MAILLARD Jerome	1979		COLOROS TEAM	M40	(14)	44:39.47	42:24.57
435	87	DOUSSE Philippe	1983	CHÂTEL-MONTSALVENS	Châtel-Montsalvens	M20	(41)	44:43.77	42:28.87
436	316	WICHT Patrick	1969		SA BULLE	M50	(5)	44:44.59	42:29.69
437	374	GRAVEL Maxime	1983		QUEBEC CANADA	M20	(42)	44:46.85	42:31.95
438	402	BERGER Nicolas	1999		TEAM BUILLARD	M20	(43)	44:51.71	42:36.81
439	428	KOLLY Aurelien	1987		KOLBAK TEAM	M20	(44)	44:58.70	42:43.80
440	408	MINNING Maelle	1995		CS HAUTEVILLE	F20	(7)	44:59.10	42:44.20
441	262	SCHROETER Christian	1981	CORMINBOEUF	Corminboeuf	M20	(45)	45:08.16	42:53.26
442	55	CARRILLO Jésus	1957	BULLE	SAB	M60	(2)	45:10.09	42:55.19
443	201	PASQUIER Vincent	1980	THIERRENS	Thierrens	M20	(46)	45:27.56	43:12.66
444	328	CHASSOT Pierre-Alain	1970		PRINGY	M40	(15)	45:30.83	43:15.93
445	164	MARTINEZ Jean	1958	BULLE	SAB	M60	(3)	45:32.51	43:17.61
446	193	NGUYEN Tai	1999	MATRAN	Cloros Team	M20	(47)	45:32.63	43:17.73





# 45ème Course des 3 PONTs - BROc 2019

## Coupe LA GRUYERE


### Course à pied et walking

#### Course adaptée

#### Résultats scratch 10,55 Km



Clt	Dos.	Nom et prénom	AN	Ville	Club / Team	CAT	(Clt)	Temps	Écart
447	84	DESPRES Florent	2000	MARLY	pédale bulloise	M19	(7)	45:49.84	43:34.94
448	187	MORGADO Madalena	1978	COURTEPIN	Atletique portugais de fribour	F40	(4)	45:51.93	43:37.03
449	297	BUSSARD Benoit	1986			M20	(48)	45:56.19	43:41.29
450	451	EPINEY Florence	1996		CA MARLY	F20	(8)	46:06.39	43:51.49
451	90	DUFFEY Cedric	1982	LA TOUR-DE-TRÊME	La Tour-de-Trême	M20	(49)	46:08.20	43:53.30
452	270	SUDAN Nadia	1974	BOTTERENS	SA Bulle	F40	(5)	46:13.15	43:58.25
453	155	LEVIONNOIS Marc-Antoine	1997	FRIBOURG	CA Belfaux	M20	(50)	46:15.89	44:00.99
454	74	CLERC Thierry	1973	VUADENS	CS Marsens	M40	(16)	46:18.16	44:03.26
455	2	AEBISCHER Adrian	1974	HEITENRIED	CA Portugais Fribourg	M40	(17)	46:19.23	44:04.33
456	434	GREMAUD Mathia	1998		TEAM MICHU	M20	(51)	46:31.61	44:16.71
457	435	CLERC Laurent	1980		LA ROCHE FR	M20	(52)	46:33.52	44:18.62
458	130	HELBLING Benjamin	1990	MARLY	Marly	M20	(53)	46:37.89	44:22.99
459	425	KOLLY Michel	1967		BUSSIGNY	M50	(6)	46:38.83	44:23.93
460	199	ODY Damien	1971	SORENS	Cs Marsens	M40	(18)	46:45.92	44:31.02
461	241	ROULIN Philippe	1976	EPEDES FR	Ependes FR	M40	(19)	46:46.17	44:31.27
462	452	PASQUIER Gregoire	1983		LE PAQUIER	M20	(54)	46:52.62	44:37.72
463	103	GAPANY Davy	1994	BULLE	Bulle	M20	(55)	47:02.27	44:47.37
464	213	PITTET Céline	1993	SIVIRIEZ	CS Vallée du Flon	F20	(9)	47:02.46	44:47.56
465	401	BULLIARD Cyril	1994		BERGER ACADEMY	M20	(56)	47:04.16	44:49.26
466	21	BAUWENS Ludovic	1981	BULLE	Bulle	M20	(57)	47:06.05	44:51.15
467	147	KAMER Nicolas	1989	WABERN	Wabern	M20	(58)	47:18.98	45:04.08
468	247	SARRASIN Blaise	1974	BULLE	CS Marsens	M40	(20)	47:21.06	45:06.16
469	403	LUNEAU Joel	1991		LES COUREURS DU DIMANCHE	M20	(59)	47:22.69	45:07.79
470	202	PASQUIER Loïc	2000	ECHARLENS	CS Marsens	M19	(8)	47:24.42	45:09.52
471	157	LOETSCHER Pierre	1988	GIVISIEZ	Givisiez	M20	(60)	47:27.72	45:12.82
472	438	BROILLET Christian	1975		CAG Farvagny	M40	(21)	47:33.33	45:18.43
473	174	MONNEY Marion	2000	CORPATAUX-MAGNEDENS	CAG Farvagny	F19	(1)	47:35.86	45:20.96
474	390	GREMAUD Corinne	1966		ENNEY	F50	(1)	47:39.25	45:24.35
475	38	BOUZON Slavka	1977	LOVENS	Team Bouzon / Elemenz	F40	(6)	47:46.26	45:31.36
476	27	BERSET Patrick	1981	PREZ-VERS-NORÉAZ	CAG Farvagny	M20	(61)	47:53.95	45:39.05
477	49	BUCHS Marco	1985	RIAZ	CS Marsens	M20	(62)	47:55.57	45:40.67
478	453	JENNY Peter	1951		LAT SENSE	M60	(4)	48:00.98	45:46.08
479	203	PASQUIER Lionel	1985	PÂQUIER-MONTBARRY	Pâquier-Montbarry	M20	(63)	48:02.83	45:47.93
480	108	GERBER Maria	1980	ROOT	Gerber Markierungen	F20	(10)	48:03.41	45:48.51
481	322	PYTHOUD Maxime	1991		SKI CLUB LYS ALBEUVE	M20	(64)	48:06.08	45:51.18
482	99	FRAGNIERE Noemie	1990	BULLE	SAB	F20	(11)	48:08.00	45:53.10
483	223	RENEVEY Quentin	1999	VILLARS-SUR-GLÂNE	Villars-sur-Glâne	M20	(65)	48:17.12	46:02.22
484	309	LIARD Arnaud	1992		SALES	M20	(66)	48:21.98	46:07.08
485	106	GEINOZ Michel	1971	GUMEFENS	Sporting athletisme Bulle	M40	(22)	48:22.33	46:07.43
486	441	BIABIANI James	1976		SAINT-SULPICE	M40	(23)	48:22.65	46:07.75
487	34	BOUCHER Gilles	1957	BELFAUX	CA Belfaux	M60	(5)	48:22.84	46:07.94
488	144	JOYE Denis	1973	VILLARSIVIRIAUX	CARC Romont	M40	(24)	48:24.93	46:10.03
489	8	ANGELOZ Didier	1988	PÂQUIER-MONTBARRY	Pâquier-Montbarry	M20	(67)	48:33.15	46:18.25
490	272	SUSSTRUNK Julien	1978	LAUSANNE	CSPL	M40	(25)	48:35.50	46:20.60
491	317	PANCHAUD Norbert	1975		CS HAUTEVILLE	M40	(26)	48:38.88	46:23.98
492	64	CHAPPUIS Michel	1954	FRIBOURG	CAGF Farvagny	M60	(6)	48:41.86	46:26.96
493	370	BURGISSER Yannick	1986		BULLE	M20	(68)	48:42.39	46:27.49
494	468	ULRICH Marjorie	1975		CSVF	F40	(7)	48:43.58	46:28.68
495	104	GAY Bastien	1998	CHESALLES-SUR-ORON	CS Vallée du Flon	M20	(69)	48:51.48	46:36.58
496	324	BORLAT Clavien	1987		AVRY-DEVANT-PONT	M20	(70)	48:52.23	46:37.33
497	253	SCHALLER Claude	1967	LA TOUR-DE-TRÊME	La Tour-de-Trême	M50	(7)	48:54.01	46:39.11
498	334	TISSOT Florian	1976		CERNIAT FR	M40	(27)	49:05.03	46:50.13
499	267	SPRENGER Boris	1978	BROC	Broc	M40	(28)	49:08.83	46:53.93
500	327	SCHUWEY Guillaume	1988		BULLE	M20	(71)	49:15.25	47:00.35
501	426	MAGNIN Stephanie	1967		PIERRAFORTSCHA	F50	(2)	49:18.25	47:03.35
502	436	TCHEAU Alain	1969		LA TOUR-de-Trême	M50	(8)	49:20.60	47:05.70



# 45ème Course des 3 PONTS - BROC 2019


## Coupe LA GRUYERE

### Course à pied et walking

#### Course adaptée

#### Résultats scratch 10,55 Km

Clt	Dos.	Nom et prénom	AN	Ville	Club / Team	CAT	(Clt)	Temps	Écart
503	254	SCHENKER Toni	1956	DÄNIKEN SO	-	M60	(7)	49:24.14	47:09.24
504	50	BUCLIN Hyun	1971	MARSENS	CS Marsens	M40	(29)	49:26.05	47:11.15
505	303	CURRAT Cedric	1973		COLOROS TEAM	M40	(30)	49:28.81	47:13.91
506	363	BUTTY Roger	1963		ECUBLENS	M50	(9)	49:32.72	47:17.82
507	29	BEZENCON Joël	1966	CHÂBLES FR	CS Bioley-Magnoux	M50	(10)	49:38.05	47:23.15
508	382	REPOND Joris	1987		SA BULLE	M20	(72)	49:43.03	47:28.13
509	282	TSADU Tesfom	1994	ROMONT FR	CARC Romont	M20	(73)	49:43.24	47:28.34
510	353	BARBEY Simon	1991		RLFS	M20	(74)	49:47.44	47:32.54
511	135	IMHOF Fabrice	1993	FRIBOURG	Fribourg	M20	(75)	49:48.60	47:33.70
512	433	FAYT Anthony	1986		BUSSIGNY	M20	(76)	49:48.78	47:33.88
513	94	FAVRE Bryan	1993	COURTEPIN	MX-Academy	M20	(77)	49:49.75	47:34.85
514	13	BAGNARA Eric	1986	LONAY	Lonay	M20	(78)	49:49.82	47:34.92
515	30	BOCHSLER Raphael	1982	FLAMATT	Flamatt	M20	(79)	49:52.87	47:37.97
516	310	MAEDER Walter	1951		SMRUN	M60	(8)	50:01.84	47:46.94
517	326	GACHOUD Frederic	1966		CSVF	M50	(11)	50:06.39	47:51.49
518	142	JORDAN Michel	1964	PÂQUIER-MONTBARRY	CS Marsens	M50	(12)	50:09.68	47:54.78
519	358	PRELAZ Jean-Michel	1964		RUE	M50	(13)	50:11.01	47:56.11
520	275	TERRAPON Georgette	1961	SEMSALES	cs vallée du flon	F50	(3)	50:16.19	48:01.29
521	206	PERRIARD Cédric	1978	VUISTERNENS-ROMONT	Carc Romont	M40	(31)	50:28.23	48:13.33
522	459	MAUROUX Patrice	1961		ACPM	M50	(14)	50:28.83	48:13.93
523	204	GREMAUD Paul	1997	ECHARLENS	Echarlens	M20	(80)	50:29.90	48:15.00
524	250	SCHAFER Nathan	1997	BULLE	Team Cindy	M20	(81)	50:31.51	48:16.61
525	454	NAGAI Koic Hi	1965		PREVESSIN-MOENS,FRANCE	M50	(15)	50:32.26	48:17.36
526	73	CLEMENT Georges	1971	GUMEFENS	CS Hauteville	M40	(32)	50:35.06	48:20.16
527	335	ROBERT Mathilde	1993		BULLE	F20	(12)	50:41.36	48:26.46
528	63	CAVILLIER Claudine	1967	GRATTAVACHE	Club sportif Vallée du Flon	F50	(4)	50:43.01	48:28.11
529	7	ANDREY Benjamin	1992	PÂQUIER-MONTBARRY	CS Le Pâquier	M20	(82)	50:46.23	48:31.33
530	69	CHATAGNY Simon	1987	BROC	Broc	M20	(83)	50:48.22	48:33.32
531	225	RHYN Louis	1982	AUTIGNY	Autigny	M20	(84)	50:48.50	48:33.60
532	191	MURITH Jonas	1992	BROC	FSG Broc	M20	(85)	50:55.10	48:40.20
533	315	SCIBOZ-WICHT Janique	1969		SA BULLE	F50	(5)	50:59.57	48:44.67
534	114	GLARDON Denis	1965	BULLE	Bulle	M50	(16)	51:07.69	48:52.79
535	156	LIRGG Uli	1956	AVENCHES	Cloros Team	M60	(9)	51:08.56	48:53.66
536	380	MAURON Gerard	1956		CARC ROMONT	M60	(10)	51:18.47	49:03.57
537	325	BARRAS Jean			BOTTERENS	M50	(17)	51:23.77	49:08.87
538	101	FRAGNIERE Emilie	1993	BULLE	CS MARSENS - SC ALPINA	F20	(13)	51:25.14	49:10.24
539	121	GRIVEL Jean-Louis	1964	AVRY-DEVANT-PONT	CS Marsens	M50	(18)	51:37.32	49:22.42
540	320	CHAPUIS Baptiste	1999		BROC	M20	(86)	51:40.88	49:25.98
541	385	HAAS Lucien	2001		TEAM ELITE	M19	(9)	51:43.82	49:28.92
542	395	RISSE Romain	1989		CS HAUTEVILLE	M20	(87)	51:44.88	49:29.98
543	118	GREMAUD Samuel	1985	BULLE	Bulle	M20	(88)	51:47.23	49:32.33
544	251	SCHAFER Thibaut	1993	BROC	Broc	M20	(89)	51:48.50	49:33.60
545	279	TISSIERES Tanja	1993	CRÉSUZ	Im Fang	F20	(14)	51:49.35	49:34.45
546	79	DAVID Amélie	1985	BULLE	Bulle	F20	(15)	51:49.51	49:34.61
547	271	SUDAN Dominique	1954	LA TOUR-DE-TRÊME	FSG Bulle	M60	(11)	51:56.12	49:41.22
548	112	GIRARD Alain	1957	CORPATAUX-MAGNEDENS	tpf	M60	(12)	51:58.51	49:43.61
549	242	ROULIN Elodie	1990	VILLAZ-ST-PIERRE	CARC Romont	F20	(16)	52:00.89	49:45.99
550	306	GRANDJEAN Denis	1960		CS VALLEE DU FLON	M50	(19)	52:02.00	49:47.10
551	4	VON DER FORST Alexander	1967	POSIEUX	CAG Farvagny	M50	(20)	52:04.07	49:49.17
552	23	BERCHIER Guillaume	2000	HAUTEVILLE	CS Hauteville	M19	(10)	52:05.50	49:50.60
553	65	CHARRIERE Bruno	1988	LA TOUR-DE-TRÊME	La Tour-de-Trême	M20	(90)	52:06.42	49:51.52
554	462	TOLLENAAR Camille	1999		BULLE	F20	(17)	52:09.33	49:54.43
555	389	GENIN Pascal	1965		RIAZ	M50	(21)	52:16.16	50:01.26
556	261	SCHOUWEY Stéphane	1972	HAUTEVILLE	CS Hauteville	M40	(33)	52:21.07	50:06.17
557	5	ALLEMANN Baptiste	1986	BULLE	Les angoisses de la Gruyère	M20	(91)	52:22.10	50:07.20
558	332	SULLIGER Eloi	1993		VPROD UPPERVIEW PRODUCTION	M20	(92)	52:24.18	50:09.28




# 45ème Course des 3 PONTs - BROc 2019

## Coupe LA GRUYERE Course à pied et walking Course adaptée Résultats scratch 10,55 Km



Clt	Dos.	Nom et prénom	AN	Ville	Club / Team	CAT	(Clt)	Temps	Écart
559	446	MAGNIN Guy	1987		CS MARSENS	M20	(93)	52:30.66	50:15.76
560	419	RION Celine	1977		VUISTERNEN-DT-ROMONT	F40	(8)	52:33.73	50:18.83
561	399	FRAGNIERE Gerald	1964		SA BULLE	M50	(22)	52:34.33	50:19.43
562	85	DIAS Delphine	1987	BULLE	SAB	F20	(18)	52:35.13	50:20.23
563	352	REGLI Dena	1993		FRIBOURG	F20	(19)	52:37.43	50:22.53
564	295	ZENHAUSERN Yvan	1967	MISERY-COURTION	Team elite	M50	(23)	52:38.15	50:23.25
565	52	BUSSARD David	1981	BULLE	----	M20	(94)	52:48.60	50:33.70
566	396	RUTSCHO Jean-Daniel	1967		CS MARSENS	M50	(24)	52:51.85	50:36.95
567	384	SAVARY Anne	1978		FSG SALES	F40	(9)	52:55.47	50:40.57
568	414	MAURON Stephane	1977		FSG SALES	M40	(34)	53:00.68	50:45.78
569	406	FRANCEY Eric	1971		LECHELLES	M40	(35)	53:09.44	50:54.54
570	394	CARDINAUX Christina	1996		CSVF	F20	(20)	53:09.85	50:54.95
571	238	ROUILLER Philippe	1964	THÔNEX	Thônex	M50	(25)	53:14.14	50:59.24
572	319	CHAPUIS Lionel	1967		BROC	M50	(26)	53:16.46	51:01.56
573	445	SAUTEUR Laurent	1971		SEMSALES	M40	(36)	53:17.08	51:02.18
574	129	HELBLING Florian	1984	LA TOUR-DE-TRÊME	Crossfighting	M20	(95)	53:18.69	51:03.79
575	398	FELLAY Thea	2001		CS MARSENS	F19	(2)	53:23.10	51:08.20
576	458	CALDAS Miguel	1983		PONTERROSENSE	M20	(96)	53:23.43	51:08.53
577	292	WYSSMUELLER Isabelle	1971	MARSENS	CS MARSENS	F40	(10)	53:26.42	51:11.52
578	304	ALLEMANN Romain	1995		ZUERICH	M20	(97)	53:28.50	51:13.60
579	235	ROUBATY Yves	1966	EPEDES FR	Ependes FR	M50	(27)	53:36.84	51:21.94
580	152	KRANTZ Laurine	2000	SORENS	CS Marsens	F19	(3)	53:39.18	51:24.28
581	25	BERNOLD Yannick	1986	LA TOUR-DE-TRÊME	La Tour-de-Trême	M20	(98)	53:41.76	51:26.86
582	16	BARBEY Olivier	1988	BROC	RLFS	M20	(99)	53:53.44	51:38.54
583	467	BAERISWYL Nicolas	1977		CROSSFIGHTING GRUYERE	M40	(37)	54:02.68	51:47.78
584	205	PERRIARD Pascal	1980	AVRY-SUR-MATRAN	Avry-sur-Matran	M20	(100)	54:03.80	51:48.90
585	95	FLEURY Jacques	1963	VILLARIMBOUD	CARC Romont	M50	(28)	54:05.66	51:50.76
586	330	HANK Frederic	1970		BULLE	M40	(38)	54:09.41	51:54.51
587	141	JONES Patrick	1976	VILLARS-SUR-GLÂNE	-	M40	(39)	54:14.89	51:59.99
588	422	SCHMUTZ Pierre	1984		PRINGY	M20	(101)	54:15.78	52:00.88
589	61	CATELLA Joseph	1962	NEIRIVUE	CS Neirivue	M50	(29)	54:19.30	52:04.40
590	346	FRAGNIERE Ursula	1968		CS Marsens	F50	(6)	54:20.58	52:05.68
591	148	KARNSTADT Steve	1995	LA TINE	La Tine	M20	(102)	54:34.69	52:19.79
592	41	BRASEY Béatrice	1967	BULLE	Bulle	F50	(7)	54:39.83	52:24.93
593	375	PROGIN Sylvie	1997		CS LE PASQUIER	F20	(21)	54:46.26	52:31.36
594	277	THEODOLOZ Daniel	1979	VERNAMIÈGE	Team Hérens	M40	(40)	54:53.70	52:38.80
595	196	OBERSON Emilie	1990	JONGNY	CS vallée du Flon	F20	(22)	54:55.49	52:40.59
596	305	ZURBUCHEN Nina	1991		ZUERICH	F20	(23)	54:57.30	52:42.40
597	149	KAROUSATOU Georgia	1980	GUMEFENS	SCOTT Sports	F20	(24)	54:57.31	52:42.41
598	312	MAGNIN Pascal	1970		BROC	M40	(41)	55:03.05	52:48.15
599	461	BRULHART Benoit	1965		CAG Farvagny	M50	(30)	55:05.85	52:50.95
600	444	RABOUD Vincent	1983		SKI CLUB GRANDVILLARD	M20	(103)	55:06.14	52:51.24
601	12	BACH Francine	1963	LUSSY FR	CARC Romont	F50	(8)	55:06.25	52:51.35
602	97	FLORIO Anita	1968	MARSENS	CS Marsens	F50	(9)	55:06.98	52:52.08
603	450	HASSLER Nicolas	1971		FSG SALES	M40	(42)	55:09.36	52:54.46
604	456	PONCET Pierre Yves	1970		SALES	M40	(43)	55:09.46	52:54.56
605	249	SAVARY Nicole	1970	MARSENS	CS Marsens	F40	(11)	55:14.26	52:59.36
606	132	HORNER Julien	1984	BROC	Broc	M20	(104)	55:16.08	53:01.18
607	138	JAQUET Claire-Lyse	1985	GUMEFENS	FSG Sales	F20	(25)	55:25.25	53:10.35
608	233	ROSSEL Jean-Luc	1953	RIAZ	CS Marsens	M60	(13)	55:37.73	53:22.83
609	45	BRULHART Cédric	1972	GRANGES (VEVEYSE)	Lions	M40	(44)	55:41.63	53:26.73
610	264	SONNEY Magalie	1975	GRATTAVACHE	Club sportif Vallée du Flon	F40	(12)	55:42.14	53:27.24
611	388	RAEMY Nadia	1979		LA DZA RUNNING	F40	(13)	55:43.24	53:28.34
612	215	POINSOT Hervé	1984	LA TOUR-DE-TRÊME	La Tour-de-Trême	M20	(105)	55:50.76	53:35.86
613	284	VINA Heidi	1968	VALLORBE	Footing Dent de Vaulion	F50	(10)	55:53.64	53:38.74
614	134	HUNZIKER Sebastien	1983	CHÂTELAINE	Châtelaine	M20	(106)	55:57.82	53:42.92





# 45ème Course des 3 PONTs - BROc 2019

## Coupe LA GRUYERE

### Course à pied et walking


#### Course adaptée

#### Résultats scratch 10,55 Km



Clt	Dos.	Nom et prénom	AN	Ville	Club / Team	CAT	(Clt)	Temps	Écart
615	432	RIVERO Carlos	1967		VILLAGE NEUF FRANCE	M50	(31)	55:59.68	53:44.78
616	248	SAVARY Laurent	1971	MARSENS	CS Marsens	M40	(45)	56:00.87	53:45.97
617	35	BOURDILLOUD Elie	1991	LAUSANNE	Lausanne	M20	(107)	56:02.06	53:47.16
618	10	AYMON Nathalie	1991	LAUSANNE	Lausanne	F20	(26)	56:02.17	53:47.27
619	67	CHASSOT Sandra	1977	ORSONNENS	Orsonnens	F40	(14)	56:03.82	53:48.92
620	273	TENA Lucie	1989	BULLE	Bulle	F20	(27)	56:07.94	53:53.04
621	177	MONTEIRO Alberico	1959	LAUSANNE	Lausanne	M60	(14)	56:08.16	53:53.26
622	329	PROGIN Marysa	1975		MORLON	F40	(15)	56:17.45	54:02.55
623	340	LARDERAZ Adriana	1978		CERNIAT FR	F40	(16)	56:18.09	54:03.19
624	145	JUNGO Carmen	1979	POSIEUX	CAGF Farvagny	F40	(17)	56:19.80	54:04.90
625	188	MOURELLE Manuel	1980	ROSSINIÈRE	Rossinière	M20	(108)	56:19.94	54:05.04
626	336	LEU Stephanie	1981		SA BULLE	F20	(28)	56:20.02	54:05.12
627	219	PROGIN Karin	1977	VUADENS	Vuadens	F40	(18)	56:20.77	54:05.87
628	119	GREMAUD Laetitia	1993	BULLE	Club sportif Vallée du Flon	F20	(29)	56:27.76	54:12.86
629	48	BUCHS Céline	1980	BULLE	SA BULLE	F20	(30)	56:32.35	54:17.45
630	313	ROMANENS SCAIOLA Nathalie	1976		VUADENS	F40	(19)	56:35.32	54:20.42
631	364	OBERSON Isabelle	1972		LE PAQUIER	F40	(20)	56:37.61	54:22.71
632	11	BACH Gaëtan	1986	BROC	Broc	M20	(109)	56:39.29	54:24.39
633	274	TERCIER Michel	1949	CHARMEY	Ski club la vilette	M60	(15)	56:41.82	54:26.92
634	421	MORARD Christian	1963		BOURGUILLON	M50	(32)	56:46.85	54:31.95
635	240	ROULET ChrysteLe	1978	VUIPPENS	Vuippens	F40	(21)	56:49.68	54:34.78
636	146	JUTZET Rosangela	1976	CHARMEY	Charmey	F40	(22)	56:53.36	54:38.46
637	230	ROPRAZ Sylvain	1983	AVRY-DEVANT-PONT	Avry-devant-Pont	M20	(110)	56:55.35	54:40.45
638	47	BUCHS Soraya	1992	BROC	Broc	F20	(31)	56:57.82	54:42.92
639	96	FLEURY Jeanine	1967	VILLARIMBOUD	CARC	F50	(11)	57:04.64	54:49.74
640	24	BERGER Camille	2001	HAUTEVILLE	Hauteville	F19	(4)	57:10.47	54:55.57
641	439	SCHOPFER Manuela	1983		ROSSENS FR	F20	(32)	57:12.24	54:57.34
642	269	SUDAN Manon	1994	BROC	FSG Broc	F20	(33)	57:14.27	54:59.37
643	387	DEILLON Christine	1979		LA DZA RUNNING	F40	(23)	57:17.32	55:02.42
644	107	GENOUD Patricia	1982	RIAZ	Riaz	F20	(34)	57:18.43	55:03.53
645	369	BURGISSER Camille	1989		BULLE	F20	(35)	57:18.52	55:03.62
646	376	DELADOEX Myriam	1980		LUNDI 6 HEURES	F20	(36)	57:19.55	55:04.65
647	314	SCHOUWEY Jean-Marc	1968		SKI-CLUB ALBEUVE-NEIRIVUE	M50	(33)	57:22.88	55:07.98
648	58	CASSEGRAIN Arnault	1991	CRANS-PRÈS-CÉLIGNY	Crans-près-Céligny	M20	(111)	57:23.09	55:08.19
649	170	MOHAMADI Mathieu	1981	RIAZ	Riaz	M20	(112)	57:24.72	55:09.82
650	745	THEVENAZ Laurent	1973		CHAVANNES-DE-BOGIS	VW	(1)	57:25.83	55:10.93
651	371	FASEL Arthur	1964		WUNNEWIL	M50	(34)	57:28.37	55:13.47
652	465	GOTHUEY Brigitte	1979		EPAGNY	F40	(24)	57:33.57	55:18.67
653	404	FERNANDES Amaro	1961		SMRUN	M50	(35)	57:34.94	55:20.04
654	81	DEMATRAZ Grégoire	1997	BROC	Broc	M20	(113)	57:46.26	55:31.36
655	447	RABOUD Kelly	1988		SKI CLUB GRANDVILLARD	F20	(37)	57:50.04	55:35.14
656	169	MICHELOUD Manuela	1980	MOLÉSON-S-GRUYÈRES	Moléson-s-Gruyères	F20	(38)	57:50.44	55:35.54
657	366	MAGNE Philippe	1979		CORPATAUX	M40	(46)	57:53.98	55:39.08
658	158	MAGNIN Karine	1977	RIAZ	Lys alp	F40	(25)	57:56.47	55:41.57
659	405	OBERSON Alain	1972		ECHARLENS	M40	(47)	57:57.05	55:42.15
660	211	PICCAND Aline	1983	BULLE	Athletica veveyse	F20	(39)	57:59.00	55:44.10
661	183	MOREL Philippe	1982	MASSONNENS	FC Massonnens	M20	(114)	58:00.60	55:45.70
662	227	RISSE Marion	1996	LA ROCHE FR	La Roche FR	F20	(40)	58:00.82	55:45.92
663	32	BOSSY Cathy	1971	SÉVAZ	VC Payerne procycles	F40	(26)	58:05.81	55:50.91
664	727	CASSEGRAIN Philippe	1955	CRANS-PRÈS-CÉLIGNY	Crans-près-Céligny	VW	(2)	58:06.62	55:51.72
665	165	MARTINSMOREIRA Cindy	1992	BULLE	Bulle	M20	(115)	58:08.40	55:53.50
666	56	CARRILLO Marc	1991	BULLE	Bulle	M20	(116)	58:08.58	55:53.68
667	190	MURITH Cindy	1980	RIAZ	CS MARSENS	F20	(41)	58:12.66	55:57.76
668	31	BOISSET Cedric	1972	LA TOUR-DE-TRÈME	Les Runarts	M40	(48)	58:19.09	56:04.19
669	381	SCHOUWEY Michel	1959		SKI CLUB ALBEUVE	M60	(16)	58:20.72	56:05.82
670	123	GUEx Carine	1992	MATRAN	ACPM	F20	(42)	58:35.64	56:20.74





# 45ème Course des 3 PONTs - BROc 2019

## Coupe LA GRUYERE


Course à pied et walking

Course adaptée

Résultats scratch 10,55 Km



Clt	Dos.	Nom et prénom	AN	Ville	Club / Team	CAT	(Clt)	Temps	Écart
671	136	JACOT Laurent	1968	DOMPIERRE FR	Dompierre FR	M50	(36)	58:40.21	56:25.31
672	192	MUSSET Delphine	1987	RIAZ	Riaz	F20	(43)	58:42.26	56:27.36
673	60	CASTRO Jonathan	1994	LA TOUR-DE-TRÊME	La Tour-de-Trême	M20	(117)	59:01.57	56:46.67
674	176	MONNEY Michel	1970	CORPATAUX-MAGNEDENS	Corpataux-Magnedens	M40	(49)	59:12.18	56:57.28
675	286	VUILLAUME Sébastien	1981	CORSEREY	CA Gibloux	M20	(118)	59:25.18	57:10.28
676	307	COMTE Justine	1996		BULLE	F20	(44)	59:25.27	57:10.37
677	464	BARRAUD Vincent	1961		CS MARSENS	M50	(37)	59:28.66	57:13.76
678	469	BEAUD Nicole	1972		LE FLON	F40	(27)	59:29.24	57:14.34
679	163	MARTIN Victoria	1995	BULLE	Bulle	F20	(45)	59:31.33	57:16.43
680	232	ROSALES Françoise	1973	VILLARS-SUR-GLÂNE	Villars-sur-Glâne	F40	(28)	59:33.05	57:18.15
681	423	STUBY Donna	1998		SEMSALES	F20	(46)	59:37.89	57:22.99
682	244	RUCHAT Jean-Claude	1959	LE SENTIER	Footing Vallée de Joux	M60	(17)	59:42.51	57:27.61
683	296	POSTIGUILLO Bastien	1997		BROC	M20	(119)	59:44.92	57:30.02
684	160	MARGUET Jannick	1996	MÉNIÈRES	Ménières	F20	(47)	59:49.68	57:34.78
685	392	BUTTY Christian	1965		FSG SALES	M50	(38)	59:51.22	57:36.32
686	189	MUERITH Cédric	1982	PÂQUIER-MONTBARRY	Pâquier-Montbarry	M20	(120)	59:51.83	57:36.93
687	449	SILVA Deamantino	1963		CP PORTUGAIS	M50	(39)	59:54.84	57:39.94
688	51	BUNTSCHE Erine	2000	ECHARLENS	CS Marsens	F19	(5)	59:57.68	57:42.78
689	343	COLLAUD Kevin	1991		LECHELLES	M20	(121)	59:58.31	57:43.41
690	291	WOHLHAUSER Elodie	1986	ARCONCIEL	CA Gibloux Farvagny	F20	(48)	1h00:02.54	57:47.64
691	407	BAUMBERGER Daniel	1980		TAUFFELEN	M20	(122)	1h00:04.60	57:49.70
692	368	JAQUET Pierre	1995		VILLARBENEY	M20	(123)	1h00:24.74	58:09.84
693	237	ROUGE Nathalie	1971	CHAPELLE-S-MOUDON	Tryverdon	F40	(29)	1h00:28.17	58:13.27
694	397	CAILLE Louis	1950		EPAGNY	M60	(18)	1h00:35.06	58:20.16
695	311	TARRES Adrienne	1977		BULLE	F40	(30)	1h00:35.53	58:20.63
696	443	CHALLANDE Cindy	1980		LA ROCHE FR	F20	(49)	1h00:55.55	58:40.65
697	259	SCHOUWEY Maeva	2001	HAUTEVILLE	CS Hauteville	F19	(6)	1h00:56.01	58:41.11
698	460	REY Marguerite	1963		SC BROYARD	F50	(12)	1h01:00.10	58:45.20
699	391	SUDAN Nadia	1991		TEAM LYS'ALP	F20	(50)	1h01:03.26	58:48.36
700	410	PROGIN Silvia	1963		BULLE	F50	(13)	1h01:11.76	58:56.86
701	729	KUHN Jean-Marc	1955		Posieux	WW	(3)	1h01:17.27	59:02.37
702	36	BOURQUI Martine	1977	VAULRUZ	Vaulruz	F40	(31)	1h01:18.75	59:03.85
703	44	BRODARD Anne-Laure	1981	BULLE	-	F20	(51)	1h01:20.09	59:05.19
704	131	HELBLING Nathalie	1981	BULLE	-	F20	(52)	1h01:20.16	59:05.26
705	299	MIRANDA Fabienne	1969		AVRY-DEVANT-PONT	F50	(14)	1h01:21.99	59:07.09
706	383	BERCHIER Françoise	1964		SAB	F50	(15)	1h01:23.86	59:08.96
707	361	ANDREY Carole	1991		ACPM	F20	(53)	1h01:25.82	59:10.92
708	42	BRODARD Céline	1988	VILLARS-SUR-GLÂNE	CA Treyvaux	F20	(54)	1h01:28.73	59:13.83
709	294	ZANGERL Salomé	1990	FRIBOURG	Fribourg	F20	(55)	1h01:29.43	59:14.53
710	266	SPICHER Claudine	1958	AUTIGNY	Autigny	F50	(16)	1h01:30.49	59:15.59
711	126	GURDIAN Michael	1979	BROC	Broc	M40	(50)	1h01:30.98	59:16.08
712	347	GORGE Benoit	1998		LES MOULINS	M20	(124)	1h01:40.19	59:25.29
713	345	NAUDEIX Jordane	1983		FRIBOURG	F20	(56)	1h01:41.89	59:26.99
714	753	BOLLMANN Chantal	1977		EPAGNY	WW	(4)	1h01:44.30	59:29.40
715	742	BRODARD Patricia	1968		BULLE	WW	(5)	1h01:45.27	59:30.37
716	265	SOTTAS Alexandra	1975	HAUTEVILLE	Hauteville	F40	(32)	1h01:49.00	59:34.10
717	197	OBERSON Mélanie	1981	BULLE	Bulle	F20	(57)	1h01:54.10	59:39.20
718	285	VONARB Regis	1972	LA TOUR-DE-TRÊME	La Tour-de-Trême	M40	(51)	1h01:54.93	59:40.03
718	54	DACOSTA Carlos	1964	BULLE	Team da Costa	M50	(40)	1h01:54.93	59:40.03
720	379	KOLLY Hubert	1961		LUNDI 6 HEURE	M50	(41)	1h01:58.11	59:43.21
721	161	MARGUET Marie-José	1967	MÉNIÈRES	Ménières	F50	(17)	1h02:10.48	59:55.58
722	412	PITTET Dylan	1997		BULLE	M20	(125)	1h02:24.17	1h00:09.27
723	331	TERESZKIEWICZ Marie	1969		MARLY	F50	(18)	1h02:26.49	1h00:11.59
724	59	CASTELLA Christelle	1977	BULLE	SA bulle	F40	(33)	1h02:28.15	1h00:13.25
725	150	KOLLY Daniel	1957	VILLARS-SUR-GLÂNE	CAG Farvagny	M60	(19)	1h02:42.43	1h00:27.53
726	298	COTTET Aurelien	1985		BROC	M20	(126)	1h02:46.57	1h00:31.67




# 45ème Course des 3 PONTs - BROc 2019

## Coupe LA GRUYERE Course à pied et walking Course adaptée

### Résultats scratch 10,55 Km



Clt	Dos.	Nom et prénom	AN	Ville	Club / Team	CAT	(Clt)	Temps	Écart
727	728	CHASSOT Jean-Daniel	1962	GUMEFENS	Gumefens	WW	(6)	1h02:52.14	1h00:37.24
728	357	MOSSU Dominique	1963		BROC	M50	(42)	1h02:53.72	1h00:38.82
729	372	SUDAN Xavier	1983		BELFAUX	M20	(127)	1h02:56.07	1h00:41.17
730	221	QUARTENOUD Jeanne	1986	TREYVAUX	CA Treyvaux	F20	(58)	1h03:05.97	1h00:51.07
731	124	GUILLERMO Valérie	1987	LA TOUR-DE-TRÊME	La Tour-de-Trême	F20	(59)	1h03:17.71	1h01:02.81
732	342	ECABERT Bastien	1985		AVRY-DEVANT-PONT	M20	(128)	1h03:26.37	1h01:11.47
733	341	COTTING Surya	1994		AVRY-DEVANT-PONT	F20	(60)	1h03:26.99	1h01:12.09
734	455	BURRUS Christophe	1967		MATRAN	M50	(43)	1h03:28.58	1h01:13.68
735	442	GOBET PAPAUX Carole	1979		CARC	F40	(34)	1h03:50.03	1h01:35.13
736	378	PASQUIER Jean-Claude	1957		LUNDI 6 HEURES	M60	(20)	1h03:55.83	1h01:40.93
737	424	KOLLY Anne	1968		RUN PLAISIR	F50	(19)	1h04:07.65	1h01:52.75
738	98	FORNEY Jean-François	1969	FRIBOURG	ca belfaux	M50	(44)	1h04:11.66	1h01:56.76
739	109	GILLER Stéphane	1968	HAUTEVILLE	Hauteville	M50	(45)	1h04:14.34	1h01:59.44
740	229	ROLLE Sylvie	1973	VILLARSEL-GIBLOUX	CA Rosé	F40	(35)	1h04:18.54	1h02:03.64
741	355	RESPEN Marc	1953		DOOTIX	M60	(21)	1h04:21.13	1h02:06.23
742	91	ECOFFEY Clémence	2000	MORLON	CSMarsens	F19	(7)	1h04:31.23	1h02:16.33
743	287	VUK Martina	1984	FRIBOURG	-	F20	(61)	1h04:45.70	1h02:30.80
744	222	QUIRICI Christophe	1966	PONT-LA-VILLE	Pont-la-Ville	M50	(46)	1h04:59.33	1h02:44.43
745	734	SAVOY Nathanaëlle	1979	TREYVAUX	Treyvaux	WW	(7)	1h05:04.02	1h02:49.12
746	217	POSTIGUILLO Claire	1995	BROC	Broc	F20	(62)	1h05:06.60	1h02:51.70
747	9	ANGELOZ Laetitia	1984	HAUTEVILLE	CS Marsens	F20	(63)	1h05:08.30	1h02:53.40
748	125	GUILLET Laurent	1980	ECUVILLENS	Ecuvillens	M20	(129)	1h05:08.50	1h02:53.60
749	741	GAVILLET Corinne	1965		CARC ROMONT	WW	(8)	1h05:19.47	1h03:04.57
750	239	ROUILLER Cindy	1992	THÔNEX	Thônex	F20	(64)	1h05:27.06	1h03:12.16
751	184	MORET Christelle	1977	ECHARLENS	CS Marsens	F40	(36)	1h05:38.35	1h03:23.45
752	725	BLANCHARD Julien	1976		CA Belfaux	WW	(9)	1h06:01.53	1h03:46.63
753	72	CLEMENT Jean-Claude	1938		Broc	M60	(22)	1h06:04.96	1h03:50.06
754	168	MEZGER Claudia	1967	GROLLEY	FREE BOURG RUNNERS	F50	(20)	1h06:11.27	1h03:56.37
755	167	MEZGER Stefan	1963	GROLLEY	FREE BOURG RUNNERS	M50	(47)	1h06:11.44	1h03:56.54
756	740	GAVILLET Gerald	1967		BILLENS	WW	(10)	1h06:16.67	1h04:01.77
757	100	FRAGNIERE Aline	1985	BELFAUX	Belfaux	F20	(65)	1h06:25.98	1h04:11.08
758	178	MOOSER Sarah	1980	MARSENS	CSMarsens	F20	(66)	1h06:31.35	1h04:16.45
759	752	ANDREY Anne	1971		BULLE	WW	(11)	1h06:43.53	1h04:28.63
760	751	GUILLET Veronique	1972		FSG SALES	WW	(12)	1h06:43.74	1h04:28.84
761	356	RESPEN Tiffany	1988		DOOTIX	F20	(67)	1h06:44.13	1h04:29.23
762	354	RESPEN Jean	1984		DOOTIX	M20	(130)	1h06:44.67	1h04:29.77
763	724	BERCHIER Béatrice	1972	HAUTEVILLE	CS Hauteville	WW	(13)	1h06:46.38	1h04:31.48
764	220	PROGIN Axelle	1998	BULLE	B3 Bulle Triathlon	F20	(68)	1h06:47.25	1h04:32.35
765	337	NATHJOT Julie	1993		BULLE	F20	(69)	1h06:58.38	1h04:43.48
766	359	ZBINDEN Tania	1993		PREZ-VERS-NOREAZ	F20	(70)	1h06:59.81	1h04:44.91
767	360	PHILIPONA Corinne	1992		BULLE	F20	(71)	1h06:59.84	1h04:44.94
768	231	ROPRAZ Marilynne	1991	LA ROCHE FR	CAG Farvagny	F20	(72)	1h07:08.12	1h04:53.22
769	26	BERSET Marie	1990	VUADENS	Vuadens	F20	(73)	1h07:20.51	1h05:05.61
770	207	PERRINJAQUET Déborah	1974	MÉZIÈRES FR	CS Vallée du Flon	F40	(37)	1h07:35.02	1h05:20.12
771	738	YERLY Christiane	1960	GRENILLES	Grenilles	WW	(14)	1h07:44.58	1h05:29.68
772	308	VONARB Sylvie	1971		La Tour-de-Trême	F40	(38)	1h07:46.94	1h05:32.04
773	208	PETRULLI Salvatore	1946	COURTAMAN	CA Portugais Fribourg	M60	(23)	1h08:01.55	1h05:46.65
774	350	ANDREY Pauline	1991		MORLON	F20	(74)	1h08:07.26	1h05:52.36
775	349	ANDREY Jacques	1960		EPAGNY	M50	(48)	1h08:10.33	1h05:55.43
776	416	ROBADEY Felix	1944		COLOROS TEAM	M60	(24)	1h08:18.45	1h06:03.55
777	437	GRIVET Christine	1974		NEYRUZ	F40	(39)	1h08:19.25	1h06:04.35
778	268	STEULET Nadia	1983	VILLARS-SUR-GLÂNE	Villars-sur-Glâne	F20	(75)	1h08:35.89	1h06:20.99
779	470	CASTRO Daniela	1986		LAUSANNE	F20	(76)	1h08:40.10	1h06:25.20
780	290	WERREN Marie-Claude	1969	VILLARS-SUR-GLÂNE	Villars-sur-Glâne	F50	(21)	1h08:53.69	1h06:38.79
781	746	MAILLARD Isabelle	1983		CARC ROMONT	WW	(15)	1h09:13.94	1h06:59.04
782	726	CASSEGRAIN Caroline	1958	CRANS-PRÈS-CÉLIGNY	Crans-près-Céligny	WW	(16)	1h09:31.38	1h07:16.48



# 45ème Course des 3 PONTs - BROc 2019

## Coupe LA GRUYERE

### Course à pied et walking

#### Course adaptée

#### Résultats scratch 10,55 Km

Clt	Dos.	Nom et prénom	AN	Ville	Club / Team	CAT	(Clt)	Temps	Écart
783	92	ESSEIVA Jean-Paul	1953	COURTION	Courtion	M60	(25)	1h09:32.10	1h07:17.20
784	429	PINHO Christine	1970		CA PORTUGAIS FRIBOURG	F40	(40)	1h09:54.50	1h07:39.60
785	737	WIEDERKEHR Brigitte	1964	PONT-LA-VILLE	Pont-la-Ville	WW	(17)	1h10:07.30	1h07:52.40
786	431	HARTMANN Geraldine	1970		ARCONCIEL	F40	(41)	1h10:47.88	1h08:32.98
787	723	ALLEMANN Bernadette	1964	BROC	Petite soif	WW	(18)	1h10:59.15	1h08:44.25
788	427	ROSSIER-PINHO Albina	1961		CS NEIRIVUE	F50	(22)	1h11:12.45	1h08:57.55
789	417	KRAMER Olivier	1970		SIVIRIEZ	M40	(52)	1h11:18.76	1h09:03.86
790	722	ALLEMANN Bernard	1959	BROC	Petite soif	WW	(19)	1h11:36.81	1h09:21.91
791	749	AYUDE Tiffany	1991		VILLARS-SUR-GLANE	WW	(20)	1h11:40.81	1h09:25.91
792	748	CLEMENT Daniele	1971		PREZ-VERS-SIVIRIEZ	WW	(21)	1h11:41.21	1h09:26.31
793	750	JAKOB Laurence	1968		VILLARS-SUR-GLANE	WW	(22)	1h11:42.26	1h09:27.36
794	80	DELACOUR Cindy	1976	GRANGES (VEVEYSE)	Granges (Veveyse)	F40	(42)	1h11:58.62	1h09:43.72
795	747	GUILLET Veronique	1973		VUADENS	WW	(23)	1h12:20.84	1h10:05.94
796	162	MARIOTTI Murielle	1974	LOVENS	Lovens	F40	(43)	1h12:26.85	1h10:11.95
797	732	PHILIPONA Denise	1962	SORENS	-	WW	(24)	1h12:28.64	1h10:13.74
798	280	TISSOT Michel	1947	BROC	FSG Broc	M60	(26)	1h12:32.90	1h10:18.00
799	198	ODIET Irène	1977	PRINGY	CS Marsens	F40	(44)	1h12:40.59	1h10:25.69
800	743	DROUX Stephane	1969		BULLE	M50	(49)	1h12:59.84	1h10:44.94
801	744	MONNEY Myriam	1975		CHAVANNES-DE-BOGIS	WW	(25)	1h13:00.01	1h10:45.11
802	735	TERREAUX Christel	1974	CORBIÈRES	Corbières	WW	(26)	1h13:08.81	1h10:53.91
803	86	DING Pascale	1971	MARSENS	Marsens	F40	(45)	1h13:12.37	1h10:57.47
804	255	SCHENKER Lilian	1965	DÄNIKEN SO	-	F50	(23)	1h13:39.15	1h11:24.25
805	721	AEBISCHER Claudine	1966	GUMEFENS	Gumefens	WW	(27)	1h13:41.74	1h11:26.84
806	733	RISSE Béa	1959	PONT-LA-VILLE	Pont-la-Ville	WW	(28)	1h14:02.60	1h11:47.70
807	739	ZBINDEN Bernadette	1961	PONT-LA-VILLE	Pont-la-Ville	WW	(29)	1h14:04.27	1h11:49.37
808	323	JACQUEROUD Gabriela	1969		CHARMEY	F50	(24)	1h14:38.33	1h12:23.43
809	344	COLLAUD Jacqueline	1962		SAINT-AUBIN	F50	(25)	1h15:12.10	1h12:57.20
810	321	CHAPUIS Clemence	1999		BROC	F20	(77)	1h15:33.34	1h13:18.44
811	731	PASQUIER Oceane		BROC	Broc	WW	(30)	1h15:34.63	1h13:19.73
812	730	PASQUIER Chloé	1996	BROC	Broc	WW	(31)	1h15:36.28	1h13:21.38
813	116	GORGE Lucie	1995	LES MOULINS	Les Moulins	F20	(78)	1h15:36.76	1h13:21.86
814	289	WENCKEBACH Yumiko	1966	CHARMEY	Charmey	F50	(26)	1h15:37.72	1h13:22.82
815	46	BRULHART Christiane	1965		Posieux	F50	(27)	1h15:42.83	1h13:27.93
816	33	BOTH Camille	1996	LESSOC	Lessoc	F20	(79)	1h17:16.38	1h15:01.48
817	175	MONNEY Laetitia	1987	LE MOURET	Le Mouret	F20	(80)	1h17:19.80	1h15:04.90
818	245	RUFFIEUX Mireille	1978	BOTTERENS	Trilogie	F40	(46)	1h17:25.80	1h15:10.90
819	278	THOMANN Stephanie	1972	RIAZ	Riaz	F40	(47)	1h17:33.00	1h15:18.10
820	180	MORAND Cassandra	1997	VAULRUZ	Vaulruz	F20	(81)	1h17:43.34	1h15:28.44
821	15	BAPST Tiffany	1993	WABERN	Wabern	F20	(82)	1h17:44.53	1h15:29.63
822	62	CATILLAZ Alexandra	1973	BULLE	FSG Bulle	F40	(48)	1h23:59.42	1h21:44.52
823	17	BARMAZ Sonia	1974	AYER	Ayer	F40	(49)	1h25:50.41	1h23:35.51
824	18	BARMAZ Jean-François	1977	AYER	Ayer	M40	(53)	1h25:51.53	1h23:36.63
825	252	SCHAFER Jean-Luc	1967		MATRAN	M50	(50)	1h27:25.00	1h25:10.10